


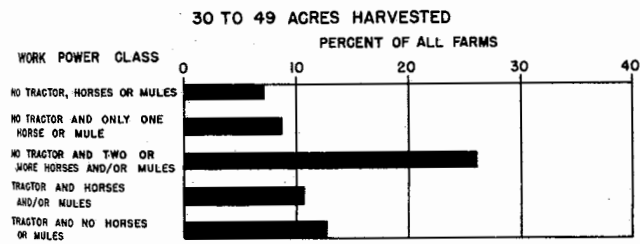


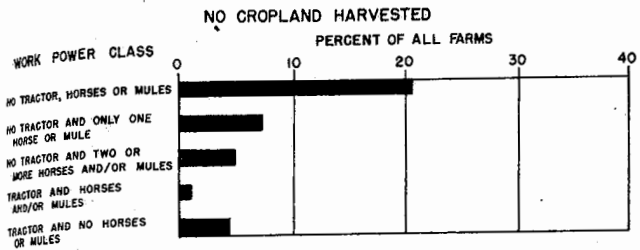
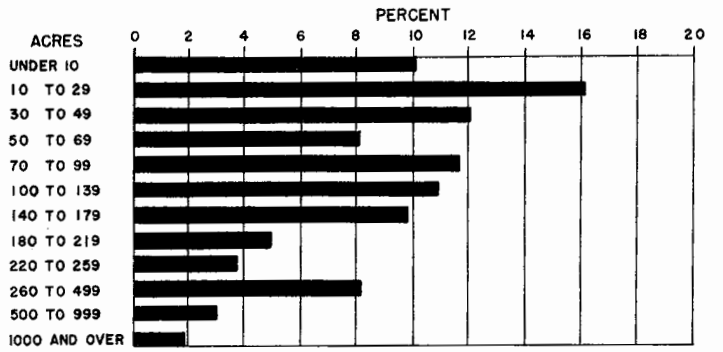


# FARM WORK POWER

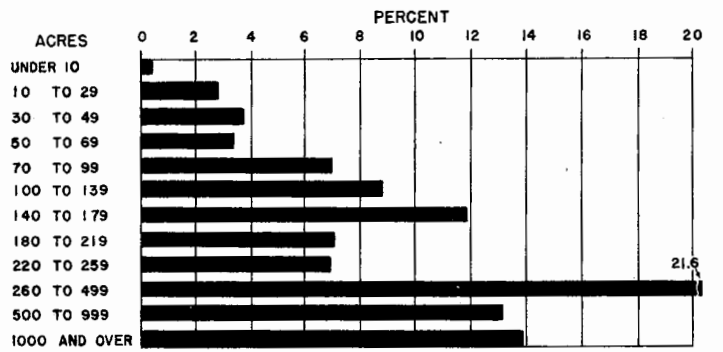
PERCENTAGE OF FARMS REPORTING SPECIFIED ACREAGES OF CROPLAND HARVESTED, BY CLASS OF WORK POWER FOR THE UNITED STATES: 1945 CENSUS



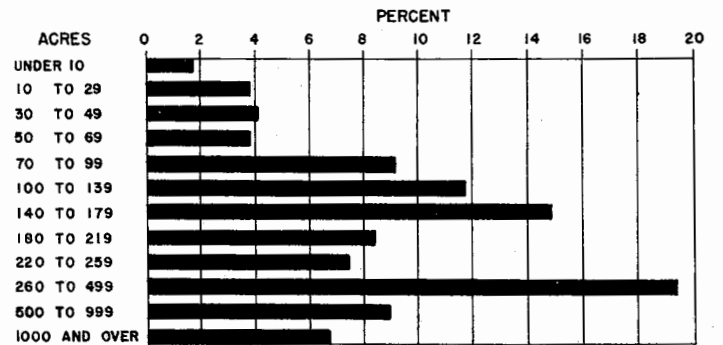
PERCENT DISTRIBUTION OF FARMS BY SIZE OF FARM, FOR THE UNITED STATES: 1945 CENSUS



PERCENT DISTRIBUTION OF ACRES OF CROPLAND HARVESTED BY SIZE OF FARM, FOR THE UNITED STATES: 1945 CENSUS



PERCENT DISTRIBUTION OF NUMBERS OF TRACTORS BY SIZE OF FARM, FOR THE UNITED STATES: 1945 CENSUS



PERCENT DISTRIBUTION OF NUMBERS OF HORSES AND/OR MULES BY SIZE OF FARM, FOR THE UNITED STATES: 1945 CENSUS

