

# AGRICULTURAL PRICES



Released: November 30, 1979  
3:00 P.M. ET

Economics, Statistics, &  
Cooperatives Service

U.S. Department  
of Agriculture

Washington, D.C.  
20250

## PRICES RECEIVED INDEX UP 1 POINT PRICES PAID INDEX UNCHANGED

The November Index of Prices Received by Farmers increased 1 point (1/2 percent) to 237 percent of its January-December 1967 average, according to the Crop Reporting Board. Contributing most to the increase since October were higher prices for broilers, eggs, oranges, tomatoes and milk. Lower prices for cattle, corn, grapefruit, lemons and wheat were partially offsetting. The index was 21 points (10 percent) above a year ago.

The mid-month Index of Prices Paid by Farmers for Commodities and Services, Interest, Taxes and Farm Wage Rates was unchanged from October at 256. Lower prices for livestock feeds were offset by higher prices for other production items and the family living component. The index was 31 points (14 percent) above a year earlier.

### SUMMARY TABLE

| INDEX<br>1967=100  | OCT<br>1978 | NOV<br>1978 | OCT 1979 |         | NOV            |
|--|-------------|-------------|----------|---------|----------------|
|  |             |             | PRELIM   | REVISED | 1979<br>PRELIM |
| PRICES RECEIVED  | 218         | 216         | 236      | 236     | 237            |
| PRICES PAID, INTEREST, TAXES,<br>AND FARM WAGE RATES <sup>1/</sup> | 224         | 225         | 256      | 256     | 256            |
| RATIO <sup>2/</sup>  | 97          | 96          | 92       | 92      | 93             |

<sup>1/</sup> MID-MONTH INDEX. <sup>2/</sup> RATIO OF INDEX OF PRICES RECEIVED BY FARMERS TO INDEX OF PRICES PAID, INTEREST, TAXES, AND FARM WAGE RATES.

## PRICES RECEIVED BY FARMERS

The Index of Prices Received by Farmers increased 1 point (1/2 percent) from the previous month to 237 percent of its 1967 average. Compared with a year earlier the index was up 21 points (10 percent). Of the subgroups shown on page 7, the following contributed most to the net change from a month earlier.

POULTRY AND EGGS: The index of prices received for poultry and eggs increased 22 points (13 percent) to 189 from October. All components of the index exhibited price increases from the previous month. Turkeys at 45.8 cents per pound were up 5.7 cents while broilers were up 3.5 cents per pound. Eggs at 57.4 cents per dozen were up 5.2 cents. Compared with a year earlier, the index was down 2 points (1 percent).

MEAT ANIMALS: The mid-November index of prices received for meat animals at 263 was down 3 points (1 percent) from a month ago. Beef cattle prices at mid-November averaged \$64.20 per cwt., a decrease of 90 cents from the previous month. Calves declined \$1.60 to average \$85.10 per cwt. Hog prices increased 40 cents from a month earlier to \$34.40. The meat animal index was 24 points (10 percent) above November 1978.

FEED GRAINS AND HAY: The index of prices received by farmers in mid-November for feed grains and hay at 207 was 6 points (3 percent) below the previous month. Corn, at \$2.31 per bushel, was down 10 cents from its October average while sorghum grain was up 7 cents at \$3.97 per cwt. Barley averaged 3 cents lower at \$2.29 per bushel. Oats brought \$1.32 per bushel, up 1 cent from October. Baled hay averaged \$59.90 per ton, 60 cents less than the previous month. The index was 29 points (16 percent) above a year earlier.

VEGETABLES: The index of prices received by farmers for commercial vegetables for the first half of November at 192 was 16 points (9 percent) above the index for October. Higher prices for tomatoes, watermelons and green peppers were only partially offset by lower prices for onions and carrots. The index was 21 points (12 percent) above a year ago.

DAIRY PRODUCTS: The November index of prices received by farmers for dairy products at 254 increased 4 points (1 1/2 percent) from October. The average price of all milk sold to plants and dealers increased 20 cents per cwt. to \$12.80. The index was 24 points (10 percent) above November 1978.

OIL-BEARING CROPS: The index of prices received by farmers for oil-bearing crops at 230 was 3 points (1 1/2 percent) below October. Prices for all commodities were lower than the previous month. Soybeans at \$6.26 per bushel were down 9 cents. Peanuts brought 20.5 cents per pound, 0.5 cent lower than October. Cottonseed was \$3.00 lower at \$122.00 per ton. Flaxseed at \$5.16 per bushel was 40 cents below the previous month. The index was 5 points (2 percent) below a year earlier.

PRICES PAID INCLUDING INTEREST, TAXES AND WAGE RATES (PPITW)

The mid-November Index of Prices Paid by Farmers for Commodities and Services, Interest, Taxes and Farm Wage Rates was unchanged from October at 256 percent of its 1967 average, 31 points (14 percent) higher than last year at this time.

PRODUCTION INDEX UNCHANGED

The index of prices paid for production goods and services at 255 percent is unchanged from October but 33 points (15 percent) above a year earlier. The decline in average prices paid for livestock feed from October was offset by increases in prices for motor vehicles, fuels, feeder livestock, farm and motor supplies and building and fencing materials.

FEED: The index of prices paid for feed was 208 in mid-November, down 1½ percent from last month. Higher prices for oats, grain sorghum, other hay, middlings, salt and molasses were more than offset by lower prices for all other items. The index was 13 percent above November 1978.

FUELS AND ENERGY: The mid-November index of prices paid by farmers for fuels and energy was 318, up 1½ percent from a month earlier. Prices were higher for gasoline, diesel fuel and L.P. gas, but the monthly increase was the smallest since November 1978. The index was 47 percent above a year ago.

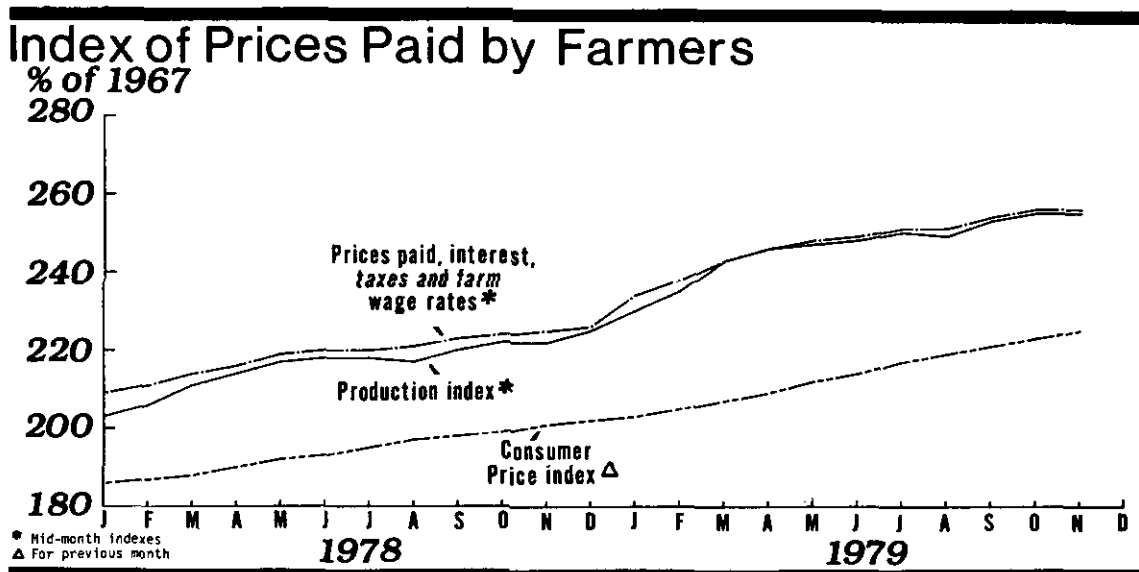
AUTOS AND TRUCKS: Prices paid by farmers for autos and trucks in mid-November averaged ¾ percent above May when prices were last surveyed. Higher prices for new autos and trucks were partially offset by lower prices for used vehicles. The index, at 281, was 8 percent above November 1978.

FEEDER LIVESTOCK: At 289 the mid-month index of prices paid for feeder livestock was 1/3 percent above previous month. Higher prices for feeder pigs and dairy cows accounted for the increase. The index was up 20 percent from a year earlier.

FARM AND MOTOR SUPPLIES: The November 15 index of prices paid for farm and motor supplies at 199 was ½ percent above mid-October. Prices averaged higher for nearly all farm supply items surveyed. Compared with November last year, the index was up 13 percent.

CONSUMER PRICE INDEX (CPI-U)

The unadjusted October 1979 Consumer Price Index for All Urban Consumers increased 0.9 percent from a month earlier to 225.4. The CPI-U was 12.2 percent higher than in October 1978. On a seasonally adjusted basis, the CPI-U rose 1.0 percent in October, the tenth consecutive monthly increase of about 1.0 percent. About two-thirds of the increase in the October CPI was accounted for by the 1.5 percent rise in the housing index which was due to higher interest rates and house prices. The index for medical care increased 1.0 percent, the largest since January, while entertainment costs rose 0.6 percent. The transportation index rose 0.5 percent in October which was the smallest increase in 12 months. The October increase of 0.7 percent for food and beverages was somewhat less than in September.



AVERAGE PRICES RECEIVED BY FARMERS FOR FARM PRODUCTS, UNITED STATES,  
NOVEMBER 1979, WITH COMPARISONS

| COMMODITY                  | PRICE | UNIT | AVERAGE                |                        | NOV<br>15,<br>1978 | NOV<br>1978<br>(ENTIRE<br>MONTH) | OCT<br>15,<br>1979 | OCT<br>1979<br>(ENTIRE<br>MONTH) | NOV<br>15,<br>1979 | NOV<br>1979<br>(ENTIRE<br>MONTH) |
|----------------------------|-------|------|------------------------|------------------------|--------------------|----------------------------------|--------------------|----------------------------------|--------------------|----------------------------------|
|                            |       |      | JAN 1910:<br>DEC 1914: | JAN 1967:<br>DEC 1967: |                    |                                  |                    |                                  |                    |                                  |
| ALL WHEAT                  | BU    | DOL  | .880                   | 1.47                   |                    | 3.04                             | 3.98               | 3.90                             |                    |                                  |
| WINTER WHEAT               | "     | "    |                        |                        |                    | 3.10                             | 3.91               | 3.90                             |                    |                                  |
| SPRING WHEAT (EXCL DURUM)  | "     | "    |                        |                        |                    | 2.91                             | 3.74               | 3.62                             |                    |                                  |
| RICE (ROUGH)               | CWT   | "    | 1.81                   | 5.05                   |                    | 7.76                             | 10.30              | 10.50                            |                    |                                  |
| CORN                       | BU    | "    | .649                   | 1.17                   |                    | 2.02                             | 2.41               | 2.31                             |                    |                                  |
| OATS                       | "     | "    | .399                   | .668                   |                    | 1.15                             | 1.31               | 1.32                             |                    |                                  |
| ALL BARLEY                 | "     | "    | .617                   | 1.02                   |                    | 1.93                             | 2.32               | 2.29                             |                    |                                  |
| FEED BARLEY                | "     | "    |                        |                        |                    | 1.91                             | 2.20               | 2.16                             |                    |                                  |
| MALTING BARLEY             | "     | "    |                        |                        |                    | 1.95                             | 2.44               | 2.45                             |                    |                                  |
| SORGHUM GRAIN              | CWT   | "    |                        | 1.88                   |                    | 3.45                             | 3.90               | 3.97                             |                    |                                  |
| ALL HAY, BALED             | TON   | "    | 11.90                  | 23.50                  | 46.40              |                                  | 60.50              | 59.90                            |                    |                                  |
| COTTON, AMER UPLAND        | LB    | CT   | 1/11.92                | 22.54                  |                    | 61.1                             | 61.3               | 61.7                             |                    |                                  |
| PEANUTS                    | "     | "    | 4.83                   | 11.4                   |                    | 21.0                             | 21.0               | 20.5                             |                    |                                  |
| TOBACCO                    | "     | "    |                        |                        |                    | 130.2                            | 138.2              | 144.3                            |                    |                                  |
| COTTONSEED                 | TON   | DOL  | 21.80                  | 58.00                  | 119.00             |                                  | 125.00             | 122.00                           |                    |                                  |
| SOYBEANS                   | BU    | "    |                        | 2.62                   |                    | 6.41                             | 6.35               | 6.26                             |                    |                                  |
| FLAXSEED                   | "     | "    | 1.68                   | 2.89                   |                    | 5.39                             | 5.56               | 5.16                             |                    |                                  |
| SUNFLOWER 2/               | CWT   | "    |                        |                        |                    |                                  | 9.47               | 8.44                             |                    |                                  |
| POTATOES                   | "     | "    | 1.13                   | 2.02                   |                    | 3.05                             | 3.17               | 3.37                             |                    |                                  |
| SWEETPOTATOES              | "     | "    | 1.61                   | 5.65                   | 9.41               |                                  | 6.43               | 7.66                             |                    |                                  |
| DRY EDIBLE BEANS           | "     | "    | 3.39                   | 7.99                   | 16.60              |                                  | 20.40              | 21.00                            |                    |                                  |
| DRY FIELD PEAS (OPEN MKT)  | "     | "    |                        | 4.64                   | 7.38               |                                  | 9.86               | 9.45                             |                    |                                  |
| APPLES, FRESH 3/           | LB    | CT   |                        | 6.65                   |                    | 13.9                             | 13.4               | 14.0                             |                    |                                  |
| PEACHES, FRESH 3/          | "     | "    |                        | 9.20                   |                    |                                  |                    |                                  |                    |                                  |
| STRAWBERRIES, FRESH        | "     | "    |                        | 28.3                   |                    | 38.5                             | 48.1               |                                  |                    |                                  |
| PEARS, FRESH 3/            | TON   | DOL  |                        | 125.00                 |                    | 241.00                           | 251.00             | 252.00                           |                    |                                  |
| CITRUS (EQUIV ON-TREE)     | BOX   | "    |                        |                        |                    |                                  |                    |                                  |                    |                                  |
| GRAPEFRUIT                 | "     | "    |                        | 1.38                   |                    | 1.62                             | 4.36               | 3.02                             |                    |                                  |
| LEMONS                     | "     | "    |                        | 2.45                   |                    | 2.14                             | 9.62               | 5.23                             |                    |                                  |
| ORANGES                    | "     | "    |                        | 1.58                   |                    | 5.07                             | 4.20               | 4.76                             |                    |                                  |
| TANGELOS                   | "     | "    |                        | 2.49                   |                    | 3.96                             |                    | 3.30                             |                    |                                  |
| TANGERINES                 | "     | "    |                        | 2.66                   |                    | 6.19                             | 8.14               | 4.29                             |                    |                                  |
| TEMPLES                    | "     | "    |                        | 1.62                   |                    |                                  |                    |                                  |                    |                                  |
| LIMES                      | "     | "    |                        |                        |                    | 12.70                            | 7.07               | 11.76                            |                    |                                  |
| ALL BEEF CATTLE            | CWT   | DOL  | 5.52                   | 22.20                  |                    | 51.90                            | 65.10              | 64.20                            |                    |                                  |
| COWS                       | "     | "    |                        | 16.50                  |                    | 39.30                            | 47.80              | 46.50                            |                    |                                  |
| STEERS, HEIFERS            | "     | "    |                        | 24.00                  |                    | 55.00                            | 68.70              | 68.90                            |                    |                                  |
| CALVES                     | "     | "    | 6.84                   | 26.40                  |                    | 67.20                            | 86.70              | 85.10                            |                    |                                  |
| HOGS                       | "     | "    | 7.29                   | 19.00                  |                    | 47.30                            | 34.00              | 34.40                            |                    |                                  |
| LAMBS                      | "     | "    | 5.96                   | 22.20                  |                    | 61.40                            | 65.40              | 64.70                            |                    |                                  |
| SHEEP                      | "     | "    | 4.59                   | 6.38                   |                    | 24.70                            | 25.10              | 25.50                            |                    |                                  |
| ALL MILK                   | CWT   | DOL  | 1.61                   | 5.03                   |                    | 11.60                            | 12.60              | 4/12.80                          |                    |                                  |
| MILK, FLUID MARKET         | "     | "    |                        | 5.44                   |                    | 11.80                            | 12.80              | 4/13.00                          |                    |                                  |
| MILK, MANU GRADE           | "     | "    |                        | 4.07                   |                    | 10.80                            | 11.60              | 4/11.70                          |                    |                                  |
| BROILERS, LIVE             | LB    | CT   |                        | 13.3                   |                    | 24.5                             | 21.1               | 24.6                             |                    |                                  |
| EGGS 5/                    | DOZ   | "    | 21.6                   | 31.2                   | 58.0               |                                  | 52.2               | 57.4                             |                    |                                  |
| TURKEYS, LIVE              | LB    | "    | 14.3                   | 20.0                   | 47.2               |                                  | 40.1               | 45.8                             |                    |                                  |
| WOOL 6/                    | "     | "    | 17.8                   | 39.7                   |                    | 81.2                             | 89.6               | 90.2                             |                    |                                  |
| ADJ FOR SEASONAL VARIATION |       |      |                        |                        |                    |                                  |                    |                                  |                    |                                  |
| ALL MILK                   | CWT   | DOL  |                        | 5.04                   |                    | 11.05                            | 12.12              | 12.19                            |                    |                                  |
| EGGS                       | DOZ   | CT   |                        | 31.2                   | 50.2               |                                  | 53.8               | 54.7                             |                    |                                  |

1/ ALL COTTON. 2/ TWO-STATE (MINN AND N DAK) AVERAGE. 3/ EQUIVALENT PACKINGHOUSE-DOOR RETURNS FOR WASH AND OREG, EQUIVALENT FIRST DELIVERY POINT RETURNS FOR CALIF, AND PRICES AS SOLD FOR OTHER STATES. 4/ FAT TEST PERCENT FOR ALL MILK, 3.77; FLUID MILK, 3.76; MANUFACTURING GRADE, 3.81. 5/ ALL EGGS, INCLUDING HATCHING EGGS AND EGGS SOLD RETAIL. 6/ AVERAGE LOCAL PRICE, EXCLUDING INCENTIVE PAYMENT.

UNITED STATES PARITY PRICES FOR FARM PRODUCTS AND AVERAGE PRICES RECEIVED AS  
PERCENTAGE OF PARITY PRICES BASED ON DATA FOR NOVEMBER 1979, WITH COMPARISONS 1/

| COMMODITY AND UNIT                      | ADJUSTED<br>BASE<br>PRICES<br>2/ | PARITY<br>PRICES 3/ BASED<br>ON DATA FOR |        |        | AVERAGE PRICES AS<br>PERCENTAGE OF<br>PARITY PRICES |      |      |
|---|----------------------------------|--|--------|--------|---|------|------|
|   |                                  | NOV                                      | OCT    | NOV    | NOV   | OCT  | NOV  |
|   |                                  | 1978                                     | 1979   | 1979   | 1978  | 1979 | 1979 |
| D O L L A R S                           |                                  |  |        |        |   |      |      |
| <b>BASIC COMMODITIES:</b>               |                                  |  |        |        |   |      |      |
| WHEAT, PER BU                           | .700                             | 5.40                                     | 6.09   | 6.10   | 56  | 65   | 64   |
| RICE, PER CWT                           | 4/2.00                           | 15.70                                    | 17.40  | 17.40  | 49  | 59   | 60   |
| CORN, PER BU                            | .488                             | 3.78                                     | 4.25   | 4.26   | 53  | 57   | 54   |
| COTTON, PER LB                          |                                  |  |        |        |   |      |      |
| AMERICAN UPLAND                         | .117                             | .923                                     | 1.02   | 1.02   | 66  | 60   | 60   |
| EXTRA LONG STAPLE                       | 4/.189                           | 1.44                                     | 1.64   | 1.65   |   |      |      |
| PEANUTS, PER LB                         | 4/.0419                          | .321                                     | .365   | .365   | 65  | 58   | 56   |
| TOBACCO, PER LB                         |                                  |  |        |        |   |      |      |
| FLUE-CURED, TYPES 11-14                 | 4/.237                           | 1.79                                     | 2.06   | 2.07   | 70  | 67   | 59   |
| VA FIRE-CURED, TYPE 21                  | 4/.193                           | 1.48                                     | 1.68   | 1.68   |   |      |      |
| KY-TENN FIRE-CURED,                     |                                  |  |        |        |   |      |      |
| TYPES 22-23                             | 4/.216                           | 1.63                                     | 1.88   | 1.88   |   |      |      |
| BURLEY, TYPE 31                         | 4/.241                           | 1.85                                     | 2.10   | 2.10   | 71  |      | 69   |
| MARYLAND, TYPE 32                       | 5/.227                           | 1.75                                     | 1.97   | 1.98   |   |      |      |
| DARK AIR-CURED, TYPES 35-36             | 4/.184                           | 1.39                                     | 1.60   | 1.60   |   |      |      |
| SUN-CURED, TYPE 37                      | 4/.184                           | 1.43                                     | 1.60   | 1.60   |   |      |      |
| PA SEEDLEAF, TYPE 41                    | 4/.121                           | .923                                     | 1.05   | 1.06   |   |      |      |
| CIGAR FILLER AND BINDER,                |                                  |  |        |        |   |      |      |
| TYPES 42-44, 53-55                      | 4/.159                           | 1.18                                     | 1.38   | 1.39   |   |      |      |
| PUERTO RICAN FILLER, TYPE 46            | 4/.153                           | 1.16                                     | 1.33   | 1.33   |   |      |      |
| CIGAR BINDER, TYPES 51-52               | 4/.213                           | 1.56                                     | 1.85   | 1.86   |   |      |      |
| <b>DESIGNATED NONBASIC COMMODITIES:</b> |                                  |  |        |        |   |      |      |
| TUNG NUTS, PER TON                      | 15.00                            | 61.80                                    | 131.00 | 131.00 |   |      |      |
| SOYBEANS, PER BU                        | 1.18                             | 8.93                                     | 10.30  | 10.30  | 72  | 62   | 61   |
| ALL MILK, SOLD TO PLANTS,<br>PER CWT    | 1.91                             | 14.50                                    | 16.60  | 16.70  | 6/76  | 6/73 | 6/73 |
| MILKFAT IN CREAM, PER LB                | .186                             | 1.45                                     | 1.62   | 1.62   |   |      |      |
| HONEY, WHOLESALE, PER LB:<br>EXTRACTED  | .0901                            | .662                                     | .784   | .786   |   |      |      |
| <b>WOOL AND MOHAIR:</b>                 |                                  |  |        |        |   |      |      |
| WOOL, PER LB                            | .195                             | 1.50                                     | 1.70   | 1.70   | 8/54  | 8/53 | 8/53 |
| MOHAIR, PER LB                          | .461                             | 2.99                                     | 4.01   | 4.02   |   |      |      |
| <b>OTHER NONBASIC COMMODITIES:</b>      |                                  |  |        |        |   |      |      |
| BARLEY, PER BU                          | .441                             | 3.33                                     | 3.84   | 3.85   | 58  | 60   | 59   |
| COTTONSEED, PER TON                     | 4/20.30                          | 153.0                                    | 177.00 | 177.00 | 78  | 71   | 69   |
| DRY EDIBLE BEANS, PER CWT               | 3.94                             | 30.10                                    | 34.30  | 34.40  | 55  | 59   | 61   |
| FLAXSEED, PER BU                        | 1.23                             | 9.61                                     | 10.70  | 10.70  | 56  | 52   | 48   |
| OATS, PER BU                            | .254                             | 1.95                                     | 2.21   | 2.21   | 59  | 59   | 60   |
| POTATOES, PER CWT                       | 4/.820                           | 6.46                                     | 7.13   | 7.15   | 47  | 44   | 47   |
| RYE, PER BU                             | .408                             | 3.14                                     | 3.55   | 3.56   |   |      |      |
| SORGHUM GRAIN, PER CWT                  | .813                             | 6.26                                     | 7.07   | 7.09   | 55  | 55   | 56   |
| SWEETPOTATOES, PER CWT                  | 2.08                             | 15.50                                    | 18.10  | 18.10  | 61  | 36   | 42   |
| APPLES, FOR FRESH USE,<br>PER LB 9/     | .0243                            | .182                                     | .211   | .212   | 76  | 64   | 66   |
| CITRUS (EQUIV ON-TREE),<br>PER BOX:     |                                  |  |        |        |   |      |      |
| GRAPEFRUIT                              | 4/.433                           | 3.31                                     | 3.77   | 3.78   | 49  | 116  | 80   |
| LEMONS                                  | 4/.823                           | 6.33                                     | 7.16   | 7.18   | 34  | 134  | 73   |
| LIMES                                   | 4/1.71                           | 12.00                                    | 14.90  | 14.90  | 106   | 47   | 79   |
| ORANGES                                 | 4/.559                           | 4.01                                     | 4.86   | 4.87   | 126   | 86   | 98   |
| TANGERINES                              | 4/.840                           | 6.23                                     | 7.31   | 7.32   | 99  | 111  | 59   |
| TEMPLES                                 | 4/.576                           | 4.23                                     | 5.01   | 5.02   |   |      |      |
| BEEF CATTLE, PER CWT                    | 8.47                             | 63.90                                    | 73.70  | 73.90  | 81  | 88   | 87   |
| CALVES, PER CWT                         | 9.80                             | 73.90                                    | 85.30  | 85.50  | 91  | 102  | 100  |
| HOGS, PER CWT                           | 8.37                             | 62.60                                    | 72.80  | 73.00  | 76  | 47   | 47   |
| LAMBS, PER CWT                          | 9.70                             | 71.10                                    | 84.40  | 84.60  | 86  | 77   | 76   |
| SHEEP, PER CWT                          | 2.77                             | 19.70                                    | 24.10  | 24.20  | 125   | 104  | 105  |
| EGGS, PER DOZ                           | .115                             | .900                                     | 1.00   | 1.00   | 6/56  | 6/54 | 6/55 |
| TURKEYS, LIVE, PER LB                   | .0727                            | .546                                     | .632   | .634   | 86  | 63   | 72   |

SEE FOOTNOTES ON PAGE 6.

PARITY PRICES BASED ON DATA FOR NOVEMBER 1979, UNITED STATES 1/

| OTHER NONBASIC COMMODITIES (CONTINUED) | ADJUSTED BASE PRICES 4/ | PARITY PRICES 3/ | OTHER NONBASIC COMMODITIES (CONTINUED) | ADJUSTED BASE PRICES 4/ | PARITY PRICES 3/ |
|--|-------------------------|------------------|--|-------------------------|------------------|
|  | DOLLARS                 |                  |  | DOLLARS                 |                  |
| FIELD CROPS AND MISC COMMODITIES       |                         |                  | NONCITRUS FRUITS:                      |                         |                  |
| CRUDE PINE GUM, BBL                    | 14.00                   | 122.00           | PEACHES                                |                         |                  |
| HOPS, LB                               | .184                    | 1.60             | FOR FRESH USE, LB 11/                  | .0336                   | .293             |
| TOBACCO, LB:                           |                         |                  | DRIED (CALIF), TON                     | 276.00                  | 2,410.00         |
| CIGAR WRAPPER, TYPE 61                 | 1.31                    | 11.40            | FOR PROCESSING (EXCL DRIED)            |                         |                  |
| CIGAR WRAPPER, TYPE 62                 | .744                    | 6.49             | CLINGSTONE (CALIF), TON 10/            | 25.50                   | 222.00           |
| NONCITRUS FRUITS:                      |                         |                  | PEARS                                  |                         |                  |
| APPLES, FOR PROCESSING TON             | 20.10                   | 175.00           | FOR FRESH USE, TON 12/                 | 40.40                   | 352.00           |
| APRICOTS, TON                          |                         |                  | DRIED (CALIF), TON                     | 268.00                  | 2,340.00         |
| FOR FRESH USE                          | 117.00                  | 1,020.00         | PLUMS (CALIF) EQUIV                    |                         |                  |
| DRIED (CALIF)                          | 448.00                  | 3,910.00         | ON-TREE, TON                           |                         |                  |
| AVOCADOS, TON                          | 144.00                  | 1,260.00         | FOR FRESH USE                          | 53.70                   | 468.00           |
| CHERRIES                               |                         |                  | PRUNES, DRIED (CALIF), TON             | 103.00                  | 898.00           |
| SWEET, TON                             | 103.00                  | 898.00           | PRUNES AND PLUMS                       |                         |                  |
| TART, LB                               | .0441                   | .385             | (EXCL CALIF), TON                      |                         |                  |
| CRANBERRIES, BBL                       | 3.45                    | 30.10            | FOR FRESH USE                          | 55.20                   | 481.00           |
| DATES (CALIF), TON                     | 61.10                   | 533.00           | FOR PROCESSING (EXCL DRIED)            | 19.80                   | 173.00           |
| GRAPES, TON                            |                         |                  | TREE NUTS:                             |                         |                  |
| RAISIN VARIETIES                       |                         |                  | ALMONDS, LB                            | .195                    | 1.70             |
| DRIED (CALIF)                          | 148.00                  | 1,290.00         | FILBERTS, TON                          | 146.00                  | 1,270.00         |
| GRAPES EXCL RAISIN                     |                         |                  | WALNUTS, TON                           | 146.00                  | 1,270.00         |
| VARIETIES DRIED                        | 36.30                   | 317.00           | VEGETABLES FOR FRESH MARKET,           |                         |                  |
| NECTARINES (CALIF) TON                 |                         |                  | CWT                                    |                         |                  |
| FOR FRESH USE 10/                      | 53.20                   | 464.00           | CANTALOUPE                             | 2.11                    | 18.40            |
| OLIVES (CALIF)                         |                         |                  | CARROTS 13/                            | 1.36                    | 11.90            |
| FOR CANNING, TON 10/                   | 87.70                   | 765.00           | CAULIFLOWER 13/                        | 3.37                    | 29.40            |
|  |                         |                  | CELERY 13/                             | 1.73                    | 15.10            |
|  |                         |                  | HONEYDEW MELONS                        | 1.95                    | 17.00            |
|  |                         |                  | LETTUCE                                | 1.74                    | 15.20            |
|  |                         |                  | ONIONS 13/                             | 1.51                    | 13.20            |
|  |                         |                  | TOMATOES                               | 4.01                    | 35.00            |

1/ PARITY PRICES ARE COMPUTED UNDER THE PROVISIONS OF TITLE III, SUBTITLE A, SECTION 301 (A) OF THE AGRICULTURAL ADJUSTMENT ACT OF 1938 AS AMENDED BY THE AGRICULTURAL ACTS OF 1948, 1949, 1954, AND 1956.

2/ ADJUSTED BASE PRICE 1970-14 DERIVED FROM 120-MONTH, JAN 1969-DEC 1978 AVERAGE (INCLUDING AN ALLOWANCE WHERE APPROPRIATE FOR UNREDEEMED LOANS AND OTHER SUPPLEMENTAL PAYMENTS RESULTING FROM PRICE SUPPORT OPERATIONS) BY DIVIDING BY 406 PERCENT (THE 120-MONTH AVERAGE OF THE INDEX OF PRICES RECEIVED BY FARMERS ADJUSTED TO INCLUDE AN ALLOWANCE FOR UNREDEEMED LOANS AND OTHER SUPPLEMENTAL PAYMENTS) UNLESS OTHERWISE NOTED.

3/ PARITY PRICES AS COMPUTED CURRENTLY USING BASE PRICES IN EFFECT AND INDEXES FOR MONTH INDICATED. THESE PARITY PRICES ARE THE LEGALLY APPLICABLE PARITY PRICES FOR THE FOLLOWING CALENDAR MONTH.

4/ ADJUSTED BASE PRICE 1910-14 DERIVED FROM 10 SEASON AVERAGE PRICES 1969-78 (INCLUDING AN ALLOWANCE, WHERE APPROPRIATE, FOR UNREDEEMED LOANS, AND OTHER SUPPLEMENTAL PAYMENTS RESULTING FROM PRICE SUPPORT OPERATIONS).

5/ ADJUSTED BASE PRICE 1910-14 DERIVED FROM 10 WEIGHTED CALENDAR YEAR PRICES 1969-78.

6/ SEASONALLY ADJUSTED PRICE AS PERCENTAGE OF PARITY PRICE. 7/ ADJUSTED BASE PRICE DERIVED FROM STATE ANNUAL AVERAGE PRICES WEIGHTED BY PRODUCTION.

8/ AVERAGE LOCAL MARKET PRICE, EXCLUDING INCENTIVE PAYMENTS. 9/ EQUIVALENT PACKINGHOUSE-DOOR RETURNS FOR APPLES FOR WASH AND OREG, EQUIVALENT FIRST DELIVERY POINT RETURNS FOR CALIF, AND PRICE AT POINT OF FIRST SALE FOR OTHER STATES.

10/ EQUIVALENT RETURNS FOR BULK FRUIT AT FIRST DELIVERY POINT. 11/ BASED ON PRICES FOR FRESH PEACHES IN N Y, PA, MICH, N C, S C, GA, WASH, CALIF, N J, MN, W VA, ILL, OHIO, OREG AND ALA AND AVERAGE PRICE FOR ALL METHODS OF SALE FOR OTHER STATES. 12/ BASED ON PACKINGHOUSE-DOOR RETURNS FOR FRESH PEARS FOR WASH AND OREG, EQUIVALENT FIRST DELIVERY POINT RETURNS FOR FRESH PEARS FOR CALIF, AVERAGE PRICES AS SOLD FOR FRESH USE FOR N Y AND MICH, AND AVERAGE PRICES FOR ALL METHODS OF SALES FOR OTHER STATES. 13/ INCLUDES SOME PROCESSING. 14/ NOT AVAILABLE. \* REVISED.

SEE PAGE 25 JAN 1979 AGRICULTURAL PRICES FOR DETAILS ON PARITY PRICE COMPUTATIONS.

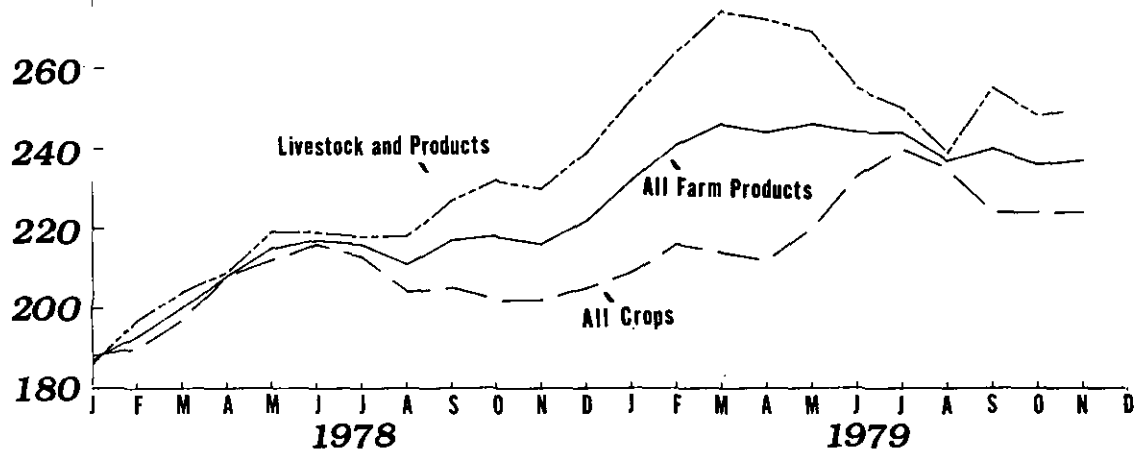
INDEX NUMBERS OF PRICES RECEIVED BY FARMERS, UNITED STATES,  
NOVEMBER 15, 1979, WITH COMPARISONS

| INDEX                   | AVERAGE<br>JAN-DEC<br>1967 | 1910-14=100 |       |       |       | 1967=100 |     |      |     |
|-------------------------|----------------------------|-------------|-------|-------|-------|----------|-----|------|-----|
|                         |                            | 1978        |       | 1979  |       | 1978     |     | 1979 |     |
|                         |                            | OCT         | NOV   | OCT   | NOV   | OCT      | NOV | OCT  | NOV |
| UNADJUSTED              |                            |             |       |       |       |          |     |      |     |
| ALL FARM PRODUCTS       | 250                        | 544         | 541   | *591  | 593   | 218      | 216 | 236  | 237 |
| ALL CROPS               | 225                        | 454         | 454   | *504  | 503   | 202      | 202 | *224 | 224 |
| FOOD GRAINS             | 176                        | 343         | 349   | *457  | 451   | 195      | 198 | *260 | 256 |
| FEED GRAINS AND HAY     | 174                        | 302         | 309   | *370  | 360   | 174      | 178 | *213 | 207 |
| FEED GRAINS             | 172                        | 294         | 302   | *357  | 346   | 171      | 176 | *208 | 201 |
| COTTON                  | 190                        | 503         | 516   | *518  | 521   | 265      | 272 | *273 | 274 |
| TOBACCO                 | 555                        | 1,110       | 1,116 | 1,143 | 1,198 | 200      | 201 | 206  | 216 |
| OIL-BEARING CROPS       | 269                        | 616         | 631   | *628  | 618   | 229      | 235 | *233 | 230 |
| FRUIT                   | 227                        | 560         | 483   | *514  | 509   | 247      | 213 | *226 | 224 |
| FRESH MARKET 1/         | 222                        | 574         | 482   | *521  | 514   | 259      | 217 | *235 | 232 |
| COMMERCIAL VEGETABLES   | 283                        | 466         | 483   | *499  | 544   | 165      | 171 | *176 | 192 |
| FRESH MARKET            | 334                        | 582         | 598   | *632  | 711   | 174      | 179 | *189 | 213 |
| POTATOES, ETC 2/        | 187                        | 296         | 311   | *322  | 342   | 158      | 166 | 172  | 183 |
| LIVESTOCK & PRODUCTS    | 275                        | 639         | 632   | 681   | 688   | 232      | 230 | 248  | 250 |
| MEAT ANIMALS            | 335                        | 828         | 800   | 891   | 882   | 247      | 239 | 266  | 263 |
| DAIRY PRODUCTS          | 308                        | 691         | 709   | 771   | 783   | 224      | 230 | 250  | 254 |
| POULTRY & EGGS          | 131                        | 238         | 250   | 219   | 248   | 182      | 191 | 167  | 189 |
| SEASONALLY ADJUSTED     |                            |             |       |       |       |          |     |      |     |
| FRESH MARKET FRUIT 1/   | 223                        | 546         | 496   | *493  | 532   | 245      | 222 | *221 | 239 |
| FRESH MARKET VEGETABLES | 340                        | 655         | 573   | *716  | 681   | 193      | 169 | *211 | 200 |
| POTATOES, ETC 2/        | 187                        | 372         | 368   | *400  | 400   | 199      | 197 | *214 | 214 |
| DAIRY PRODUCTS          | 308                        | 664         | 676   | 741   | 746   | 216      | 219 | 241  | 242 |
| POULTRY & EGGS          | 131                        | 242         | 251   | 223   | 252   | 185      | 192 | 170  | 192 |

1/ FRESH MARKET FOR NONCITRUS AND FRESH MARKET AND PROCESSING FOR CITRUS. 2/ INCLUDES SWEETPOTATOES AND DRY EDIBLE BEANS. \* REVISED.

## Index of Prices Received by Farmers

% of 1967  
280



INDEX NUMBERS OF PRICES PAID BY FARMERS, INTEREST, TAXES, AND WAGE RATES  
AND RELATED DATA, UNITED STATES, NOVEMBER 15, 1979, WITH COMPARISONS

| INDEXES AND RATIOS   | 1910-14=100 |           |           |           |           | 1967=100  |           |           |           |           |
|--|-------------|-----------|-----------|-----------|-----------|-----------|-----------|-----------|-----------|-----------|
|  | 1978        |           | 1979      |           |           | 1978      |           | 1979      |           |           |
|  | OCT<br>15   | NOV<br>15 | SEP<br>15 | OCT<br>15 | NOV<br>15 | OCT<br>11 | NOV<br>15 | SEP<br>15 | OCT<br>15 | NOV<br>15 |
| PRICES PAID BY FARMERS FOR<br>COMMODITIES & SERVICES, INTEREST,<br>TAXES, & WAGE RATES<br>(PARITY INDEX 1910-14=100) | 761         | 764       | 862       | 870       | 872       | 224       | 225       | 254       | 256       | 256       |
| PRODUCTION ITEMS   | 643         | 645       | 733       | 740       | 739       | 222       | 222       | 253       | 255       | 255       |
| FEED   | 382         | 393       | 450       | 451       | 443       | 179       | 184       | 211       | 211       | 208       |
| FEEDER LIVESTOCK   | 954         | 928       | 1,119     | 1,113     | 1,116     | 247       | 241       | 290       | 288       | 289       |
| SEED   | 656         | 656       | 702       | 702       | 702       | 276       | 276       | 295       | 295       | 295       |
| FERTILIZER   | 264         | 264       | 285       | 310       | 310       | 179       | 179       | 194       | 211       | 211       |
| AGRICULTURAL CHEMICALS   | 404         | 404       | 419       | 419       | 419       | 146       | 146       | 151       | 151       | 151       |
| FUELS & ENERGY   | 381         | 384       | 545       | 555       | 562       | 215       | 217       | 308       | 314       | 318       |
| FARM & MOTOR SUPPLIES  | 462         | 472       | 517       | 529       | 532       | 173       | 176       | 193       | 198       | 199       |
| AUTOS & TRUCKS   | 1,221       | 1,279     | 1,357     | 1,349     | 1,383     | 248       | 260       | 276       | 275       | 281       |
| TRACTORS & SELF-PROPELLED<br>MACHINERY   | 1,378       | 1,378     | 1,531     | 1,531     | 1,531     | 272       | 272       | 302       | 302       | 302       |
| OTHER MACHINERY  | 1,254       | 1,254     | 1,385     | 1,385     | 1,385     | 276       | 276       | 305       | 305       | 305       |
| BUILDING & FENCING   | 1,030       | 1,034     | 1,119     | 1,137     | 1,141     | 255       | 256       | 277       | 281       | 282       |
| FARM SERVICES & CASH RENT  | 710         | 710       | 752       | 752       | 752       | 245       | 245       | 259       | 259       | 259       |
| INTEREST <u>2/</u>   | 1,929       | 1,929     | 2,370     | 2,370     | 2,370     | 396       | 396       | 487       | 487       | 487       |
| TAXES <u>3/</u>  | 1,756       | 1,756     | 1,879     | 1,879     | 1,879     | 207       | 207       | 221       | 221       | 221       |
| WAGE RATES <u>4/</u>   | 1/2,010     | 1/2,010   | 2,251     | 1/2,274   | 2,274     | 237       | 237       | 266       | 1/268     | 268       |
| PRODUCTION ITEMS, INTEREST, TAXES,<br>AND WAGE RATES   | 821         | 823       | 939       | 946       | 946       | 231       | 231       | 264       | 266       | 266       |
| FAMILY LIVING - CPI <u>5/</u>  | 632         | 638       | 702       | 709       | 715       | 199       | 201       | 221       | 223       | 225       |
| PRICES PAID - PRODUCTION ITEMS &<br>FAMILY LIVING  | 655         | 658       | 740       | 747       | 749       | 218       | 219       | 246       | 248       | 249       |
| PARITY RATIO <u>6/</u>   | 71          | 71        | 70        | 68        | 68        |           |           |           |           |           |
| ADJUSTED PARITY RATIO (PRELIM.) <u>7/</u>  | 73          | 72        | 71        | 69        | 69        |           |           |           |           |           |
| PRODUCER PRICE INDEX <u>8/</u>   |             |           |           |           |           |           |           |           |           |           |
| ALL COMMODITIES  |             |           |           |           |           | 215       | 216       | 242       | 245       |           |
| INDUSTRIAL COMMODITIES   |             |           |           |           |           | 215       | 216       | 244       | 249       |           |
| FARM PROD & PROC FOODS & FEEDS   |             |           |           |           |           | 214       | 213       | 232       | 231       |           |

1/ REVISED. 2/ INTEREST PAYABLE PER ACRE ON FARM REAL ESTATE DEBT. 3/ FARM REAL ESTATE TAXES PAYABLE PER ACRE. 4/ SEASONALLY ADJUSTED, ANNUAL AVERAGE IS SIMPLE AVERAGE OF QUARTERLY INDEXES. 5/ BUREAU OF LABOR STATISTICS, CONSUMER PRICE INDEX FOR ALL URBAN CONSUMERS (CPI-U), FOR THE PREVIOUS MONTH. 6/ RATIO OF INDEX OF PRICES RECEIVED TO INDEX OF PRICES PAID, INTEREST, TAXES AND WAGE RATES. 7/ THE PRELIMINARY ADJUSTMENT FACTOR USED FOR COMPUTING THE ADJUSTED PARITY RATIO IS BASED ON ESTIMATED CASH RECEIPTS FROM MARKETINGS AND GOVERNMENT PAYMENTS. THE ADJUSTMENT FACTOR IS 102.0 FOR 1979 AND THE REVISED ADJUSTMENT FACTOR IS 102.5 FOR 1978. SEE PAGE 30, APR 1967 AGRICULTURAL PRICES, FOR A DESCRIPTION OF THE METHOD OF MAKING CURRENT ESTIMATES OF THE ADJUSTED PARITY RATIO. 8/ BUREAU OF LABOR STATISTICS INDEXES.



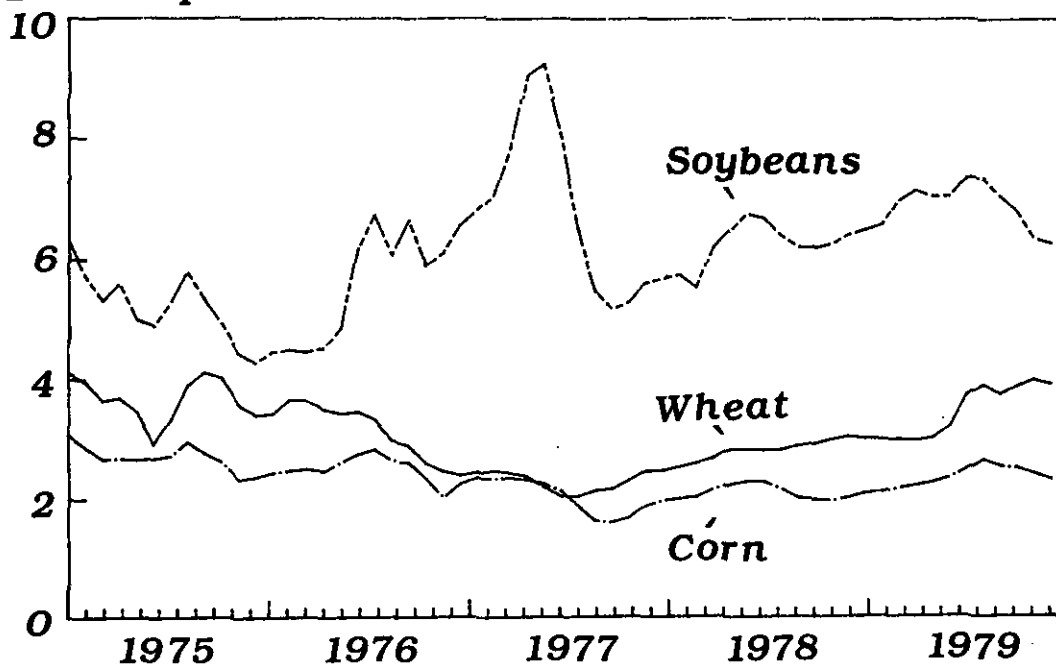
AVERAGE MONTHLY PRICES RECEIVED BY FARMERS, U S, 1975 TO DATE

| YEAR AND MONTH   | ALL WHEAT | CORN | SOYBEANS         | YEAR AND MONTH | ALL WHEAT | CORN             | SOYBEANS | YEAR AND MONTH | ALL WHEAT | CORN | SOYBEANS |
|------------------|-----------|------|------------------|----------------|-----------|------------------|----------|----------------|-----------|------|----------|
| PRICE PER BUSHEL |           |      | PRICE PER BUSHEL |                |           | PRICE PER BUSHEL |          |                |           |      |          |
| 1975             |           |      |                  | 1977           |           |                  |          | 1979           |           |      |          |
| JAN              | 4.11      | 3.07 | 6.30             | JAN            | 2.43      | 2.34             | 6.81     | JAN            | 2.99      | 2.11 | 6.58     |
| FEB              | 3.95      | 2.86 | 5.72             | FEB            | 2.47      | 2.34             | 7.06     | FEB            | 2.99      | 2.18 | 6.99     |
| MAR              | 3.65      | 2.67 | 5.31             | MAR            | 2.43      | 2.35             | 7.83     | MAR            | 2.97      | 2.22 | 7.16     |
| APR              | 3.69      | 2.68 | 5.60             | APR            | 2.37      | 2.31             | 9.05     | APR            | 3.01      | 2.27 | 7.06     |
| MAY              | 3.47      | 2.66 | 5.00             | MAY            | 2.19      | 2.25             | 9.24     | MAY            | 3.20      | 2.35 | 7.06     |
| JUN              | 2.92      | 2.68 | 4.90             | JUN            | 2.03      | 2.12             | 8.13     | JUN            | 3.72      | 2.49 | 7.36     |
| JUL              | 3.33      | 2.72 | 5.28             | JUL            | 2.04      | 1.88             | 6.52     | JUL            | 3.89      | 2.64 | 7.36     |
| AUG              | 3.89      | 2.95 | 5.80             | AUG            | 2.13      | 1.63             | 5.48     | AUG            | 3.74      | 2.54 | 7.07     |
| SEP              | 4.11      | 2.76 | 5.32             | SEP            | 2.16      | 1.60             | 5.17     | SEP            | 3.87      | 2.51 | 6.81     |
| OCT              | 4.02      | 2.62 | 4.92             | OCT            | 2.30      | 1.67             | 5.28     | OCT            | 3.98      | 2.41 | 6.35     |
| NOV              | 3.58      | 2.33 | 4.45             | NOV            | 2.46      | 1.88             | 5.61     | NOV 1/         | 3.90      | 2.31 | 6.26     |
| DEC              | 3.41      | 2.37 | 4.28             | DEC            | 2.47      | 1.97             | 5.68     | DEC            |           |      |          |
| 1976             |           |      |                  | 1978           |           |                  |          |                |           |      |          |
| JAN              | 3.43      | 2.44 | 4.46             | JAN            | 2.53      | 2.00             | 5.75     |                |           |      |          |
| FEB              | 3.66      | 2.48 | 4.50             | FEB            | 2.59      | 2.03             | 5.53     |                |           |      |          |
| MAR              | 3.65      | 2.50 | 4.46             | MAR            | 2.67      | 2.15             | 6.20     |                |           |      |          |
| APR              | 3.50      | 2.46 | 4.52             | APR            | 2.82      | 2.24             | 6.49     |                |           |      |          |
| MAY              | 3.43      | 2.61 | 4.87             | MAY            | 2.82      | 2.29             | 6.77     |                |           |      |          |
| JUN              | 3.46      | 2.74 | 6.16             | JUN            | 2.81      | 2.28             | 6.69     |                |           |      |          |
| JUL              | 3.33      | 2.82 | 6.73             | JUL            | 2.81      | 2.16             | 6.40     |                |           |      |          |
| AUG              | 2.97      | 2.64 | 6.07             | AUG            | 2.88      | 2.01             | 6.21     |                |           |      |          |
| SEP              | 2.88      | 2.60 | 6.65             | SEP            | 2.92      | 1.98             | 6.20     |                |           |      |          |
| OCT              | 2.59      | 2.33 | 5.90             | OCT            | 2.99      | 1.97             | 6.26     |                |           |      |          |
| NOV              | 2.46      | 2.02 | 6.11             | NOV            | 3.04      | 2.02             | 6.41     |                |           |      |          |
| DEC              | 2.39      | 2.24 | 6.56             | DEC            | 3.01      | 2.09             | 6.49     |                |           |      |          |

1/ MID-MONTH.

## Prices Received by Farmers

Dollars per bu.



AVERAGE PRICES RECEIVED BY FARMERS, BY STATES

| STATE | ALL WHEAT      |                | WINTER WHEAT   |                | OTHER SPRING WHEAT |                | CORN           |                |
|-------|----------------|----------------|----------------|----------------|--------------------|----------------|----------------|----------------|
|       | PER BU.        |                | PER BU.        |                | PER BU.            |                | PER BU.        |                |
|       | OCT 1979<br>1/ | NOV 1979<br>2/ | OCT 1979<br>1/ | NOV 1979<br>2/ | OCT 1979<br>1/     | NOV 1979<br>2/ | OCT 1979<br>1/ | NOV 1979<br>2/ |
|       | D O L L A R S  |                |                |                |                    |                |                |                |
| ARIZ  | 4.30           | 4.19           | 4.07           | 3.89           | --                 | --             | --             | --             |
| ARK   | 3.83           | 3.90           | 3.83           | 3.90           | --                 | --             | --             | --             |
| CALIF | 4.45           | 4.46           | 4.45           | 4.46           | --                 | --             | --             | --             |
| COLO  | 3.56           | 3.61           | 3.55           | 3.61           | 3.62               | 3.61           | 2.44           | 2.44           |
| GA    | --             | --             | --             | --             | --                 | --             | 2.83           | 2.82           |
| IDAHO | 3.68           | 3.63           | 3.79           | 3.77           | 3.47               | 3.42           | --             | --             |
| ILL   | 3.94           | 3.84           | 3.94           | 3.84           | --                 | --             | 2.45           | 2.37           |
| IND   | 4.00           | 3.80           | 4.00           | 3.80           | --                 | --             | 2.40           | 2.41           |
| IOWA  | --             | --             | --             | --             | --                 | --             | 2.28           | 2.15           |
| KANS  | 3.91           | 3.87           | 3.91           | 3.87           | --                 | --             | 2.52           | 2.45           |
| KY    | --             | --             | --             | --             | --                 | --             | 2.63           | 2.53           |
| MICH  | 3.83           | 3.78           | 3.83           | 3.78           | --                 | --             | 2.27           | 2.23           |
| MINN  | 3.88           | 3.81           | 3.71           | 3.54           | 3.86               | 3.79           | 2.10           | 2.06           |
| MO    | 3.90           | 3.79           | 3.90           | 3.79           | --                 | --             | 2.32           | 2.28           |
| MONT  | 3.80           | 3.80           | 3.66           | 3.66           | 3.74               | 3.75           | --             | --             |
| NEBR  | 3.73           | 3.74           | 3.73           | 3.74           | --                 | --             | 2.34           | 2.22           |
| N C   | --             | --             | --             | --             | --                 | --             | 2.79           | 2.83           |
| N DAK | 4.23           | 3.99           | 3.33           | 3.34           | 3.67               | 3.53           | --             | --             |
| OHIO  | 4.17           | 4.03           | 4.17           | 4.03           | --                 | --             | 2.49           | 2.37           |
| OKLA  | 4.13           | 4.06           | 4.13           | 4.06           | --                 | --             | --             | --             |
| OREG  | 3.93           | 3.86           | 3.93           | 3.86           | --                 | --             | --             | --             |
| PA    | --             | --             | --             | --             | --                 | --             | 2.88           | 2.77           |
| S DAK | 3.97           | 3.67           | 3.57           | 3.57           | 3.97               | 3.69           | 1.88           | 1.87           |
| TEX   | 3.95           | 3.99           | 3.95           | 3.99           | --                 | --             | 2.94           | 2.84           |
| WASH  | 4.01           | 4.00           | 4.01           | 4.00           | --                 | --             | --             | --             |
| WIS   | --             | --             | --             | --             | --                 | --             | 2.38           | 2.22           |
| U S   | 3.98           | 3.90           | 3.91           | 3.90           | 3.74               | 3.62           | 2.41           | 2.31           |

1/ REVISED-ENTIRE MONTH. 2/ PRELIMINARY MID-MONTH.

AVERAGE PRICE PER CWT RECEIVED BY FARMERS

| STATE  | RICE                   |                            |
|--------|------------------------|----------------------------|
|        | OCT 1979               | PRELIMINARY<br>NOV 1979 1/ |
|        | D O L L A R S          |                            |
|        | <u>ALL</u>             |                            |
| ARK    | 9.97                   |                            |
| CALIF  | 2/                     |                            |
| LA     | 10.20                  |                            |
| MISS   | 10.50                  |                            |
| TEX    | 11.40                  |                            |
| U S    | 10.30                  | 10.50                      |
|        | <u>LENGTH OF GRAIN</u> |                            |
| U S:   |                        |                            |
| LONG   | 10.50                  |                            |
| MEDIUM | 10.20                  |                            |
| SHORT  | 2/                     |                            |

1/ BASED ON SALES DURING FIRST HALF OF THE MONTH. 2/ NOT PUBLISHED SEPARATELY TO AVOID DISCLOSURE OF INDIVIDUAL OPERATIONS.

RICE: SEASON AVERAGE PRICES, 1977-78

| STATE | SEASON AVERAGE PRICE |      | STATE | SEASON AVERAGE PRICE |        |
|-------|----------------------|------|-------|----------------------|--------|
|       | 1977                 | 1978 |       | 1977                 | 1978   |
|       | DOLLARS PER CWT      |      |       |                      |        |
| ARK   | 9.79                 | 8.47 | MISS  | 10.20                | 7.98   |
| CALIF | 9.15                 | 7.06 | MO    | 9.70                 | 8.75   |
| LA    | 8.94                 | 7.50 | TEX   | 9.55                 | 9.27   |
|       |                      |      | U S   | 9.49                 | 1/8.16 |

1/ WEIGHTED AVERAGE BASED ON PRELIMINARY SALES WEIGHTS BY STATES.

AVERAGE PRICES RECEIVED BY FARMERS, BY STATES

| STATE | OATS<br>PER BU. |          | BARLEY<br>PER BU. |          | SORGHUM GRAIN<br>PER CWT. |          | SOYBEANS<br>PER BU. |          |
|-------|-----------------|----------|-------------------|----------|---------------------------|----------|---------------------|----------|
|       | OCT 1979        | NOV 1979 | OCT 1979          | NOV 1979 | OCT 1979                  | NOV 1979 | OCT 1979            | NOV 1979 |
|       | 1/              | 2/       | 1/                | 2/       | 1/                        | 2/       | 1/                  | 2/       |
|       | D O L L A R S   |          |                   |          |                           |          |                     |          |
| ALA   | --              | --       | --                | --       | --                        | --       | 6.07                | 6.20     |
| ARIZ  | --              | --       | 3.02              | 2.98     | 5.26                      | 5.24     | --                  | --       |
| ARK   | --              | --       | --                | --       | --                        | --       | 6.30                | 6.24     |
| CALIF | 2.30            | 2.12     | 2.80              | 2.90     | 5.05                      | 5.06     | --                  | --       |
| COLO  | --              | --       | 2.33              | 2.33     | --                        | --       | --                  | --       |
| GA    | --              | --       | --                | --       | --                        | --       | 6.55                | 6.35     |
| IDAHO | 1.57            | 1.55     | 2.40              | 2.47     | --                        | --       | --                  | --       |
| ILL   | 1.40            | 1.37     | --                | --       | --                        | --       | 6.56                | 6.34     |
| IND   | 1.66            | 1.49     | --                | --       | --                        | --       | 6.33                | 6.33     |
| IOWA  | 1.29            | 1.37     | --                | --       | --                        | --       | 6.38                | 6.11     |
| KANS  | --              | --       | --                | --       | 3.84                      | 3.78     | 5.97                | 5.88     |
| KY    | --              | --       | --                | --       | --                        | --       | 6.23                | 6.22     |
| LA    | --              | --       | --                | --       | --                        | --       | 6.43                | 6.44     |
| MICH  | 1.33            | 1.38     | --                | --       | --                        | --       | 6.40                | 6.06     |
| MINN  | 1.26            | 1.24     | 2.29              | 2.19     | --                        | --       | 6.14                | 5.93     |
| MISS  | --              | --       | --                | --       | --                        | --       | 6.17                | 6.50     |
| MO    | --              | --       | --                | --       | 3.70                      | 3.51     | 6.23                | 6.19     |
| MONT  | 1.41            | 1.37     | 2.27              | 2.03     | --                        | --       | --                  | --       |
| NEBR  | 1.22            | 1.28     | --                | --       | 3.74                      | 3.61     | 6.21                | 5.85     |
| N MEX | --              | --       | --                | --       | 4.58                      | 4.50     | --                  | --       |
| N Y   | 1.29            | 1.28     | --                | --       | --                        | --       | --                  | --       |
| N C   | 1.27            | 1.27     | --                | --       | --                        | --       | 6.62                | 6.38     |
| N DAK | 1.07            | 1.05     | 2.30              | 2.23     | --                        | --       | --                  | --       |
| OHIO  | 1.48            | 1.40     | --                | --       | --                        | --       | 6.44                | 6.23     |
| OKLA  | 1.80            | 1.57     | 2.19              | 2.12     | 4.29                      | 4.25     | --                  | --       |
| OREG  | 1.56            | 1.63     | 2.43              | 2.39     | --                        | --       | --                  | --       |
| PA    | 1.39            | 1.47     | 2.48              | 2.20     | --                        | --       | --                  | --       |
| S C   | --              | --       | --                | --       | --                        | --       | 6.60                | 6.56     |
| S DAK | 1.15            | 1.24     | 1.95              | 1.65     | --                        | --       | --                  | --       |
| TENN  | --              | --       | --                | --       | --                        | --       | 6.48                | 6.14     |
| TEX   | 1.69            | --       | --                | --       | 4.46                      | 4.40     | --                  | --       |
| UTAH  | --              | --       | 2.36              | 2.38     | --                        | --       | --                  | --       |
| WASH  | --              | --       | 2.54              | 2.34     | --                        | --       | --                  | --       |
| WIS   | 1.21            | 1.31     | --                | --       | --                        | --       | --                  | --       |
| WYO   | --              | --       | 3/                | 3/       | --                        | --       | --                  | --       |
| U S   | 1.31            | 1.32     | 2.32              | 2.29     | 3.90                      | 3.97     | 6.35                | 6.26     |

1/ REVISED--ENTIRE MONTH. 2/ PRELIMINARY MID-MONTH. 3/ NOT PUBLISHED TO AVOID DISCLOSING INDIVIDUAL OPERATIONS.

5-MONTH AVERAGE WHEAT AND BARLEY PRICES, UNITED STATES, JUNE-OCTOBER 1979

| MONTH      | WHEAT         |             | BARLEY        |             |
|------------|---------------|-------------|---------------|-------------|
|            | AVERAGE PRICE | PERCENT     | AVERAGE PRICE | PERCENT     |
|            | PER BUSHEL 1/ | OF SALES 2/ | PER BUSHEL 1/ | OF SALES 2/ |
|            | DOLLARS       |             | DOLLARS       |             |
| JUN        | 3.72          | 16.1        | 2.30          | 14.4        |
| JUL        | 3.89          | 18.0        | 2.22          | 9.6         |
| AUG        | 3.74          | 10.3        | 2.23          | 9.3         |
| SEP        | 3.87          | 7.3         | 2.36          | 9.9         |
| OCT        | 3.98          | 7.2         | 2.32          | 7.9         |
| 5-MONTH 3/ | 3.83          |             | 2.29          |             |

1/ PRICES PUBLISHED IN AGRICULTURAL PRICES, JUL-NOV 1979. 2/ MONTHLY PERCENTS BASED ON REPORTED QUANTITIES SOLD AS PERCENT OF TOTAL SALES. TOTAL SALES FOR 1979 CROP BASED ON AVERAGE PERCENT SOLD FROM THE 1976, 1977 AND 1978 CROPS DERIVED FROM TOTAL SALES AND PRODUCTION AS PUBLISHED IN FIELD CROPS - PRODUCTION, FARM USE, SALES AND VALUE, APR 11, 1979. 3/ 5-MONTH WEIGHTED AVERAGE PRICE USING PERCENT OF SALES AS WEIGHTS.

AVERAGE PRICES RECEIVED BY FARMERS, BY STATES, NOV 15, 1979

| STATE | PEANUTS | TOBACCO    | APPLES                  | FLAXSEED | DRY EDIBLE     |          | SWEET             |
|-------|---------|------------|-------------------------|----------|----------------|----------|-------------------|
|       | PER LB. | PER LB. 1/ | FRESH USE PER LB. 1/ 2/ | PER BU.  | BEANS PER CWT. |          | POTATOES PER CWT. |
|       | CENTS   |            |                         | DOLLARS  |                |          |                   |
|       |         |            |                         | OCT 1979 | NOV 1979       | OCT 1979 | NOV 1979          |
| ALA   | 20.3    | --         | --                      | --       | --             | --       | 11.20             |
| CALIF | --      | --         | 16.7                    | --       | --             | 26.50    | 25.70             |
| COLO  | --      | --         | 8.3                     | --       | --             | 21.00    | 22.60             |
| CONN  | --      | --         | 17.0                    | --       | --             | --       | --                |
| GA    | 20.9    | --         | --                      | --       | --             | --       | 10.60             |
| IDAHO | --      | --         | 20.7                    | --       | --             | 20.10    | 21.90             |
| ILL   | --      | --         | 10.0                    | --       | --             | --       | --                |
| IND   | --      | 145.5      | 15.1                    | --       | --             | --       | --                |
| KY    | --      | 145.0      | --                      | --       | --             | --       | --                |
| LA    | --      | --         | --                      | --       | --             | --       | 4.10              |
| MAINE | --      | --         | 17.0                    | --       | --             | --       | --                |
| MD    | --      | --         | 16.3                    | --       | --             | --       | 7.80              |
| MASS  | --      | --         | 17.0                    | --       | --             | --       | --                |
| MICH  | --      | --         | 11.9                    | --       | --             | 18.20    | 17.90             |
| MINN  | --      | --         | --                      | 5.54     | 5.06           | 18.30    | 18.20             |
| MISS  | --      | --         | --                      | --       | --             | --       | 8.70              |
| MO    | --      | 143.0      | 15.5                    | --       | --             | --       | --                |
| NEBR  | --      | --         | --                      | --       | --             | 20.00    | 21.00             |
| N H   | --      | --         | 17.0                    | --       | --             | --       | --                |
| N J   | --      | --         | 14.1                    | --       | --             | --       | --                |
| N Y   | --      | --         | 13.5                    | --       | --             | 19.50    | 20.20             |
| N C   | 20.5    | 139.2      | 12.7                    | --       | --             | --       | 5.05              |
| N DAK | --      | --         | --                      | 5.38     | 5.07           | 19.30    | 21.00             |
| OHIO  | --      | 146.0      | 20.9                    | --       | --             | --       | --                |
| OKLA  | 20.0    | --         | --                      | --       | --             | --       | --                |
| OREG  | --      | --         | 13.0                    | --       | --             | --       | --                |
| PA    | --      | --         | 14.0                    | --       | --             | --       | --                |
| S DAK | --      | --         | --                      | 6.16     | 5.50           | --       | --                |
| TENN  | --      | 143.5      | --                      | --       | --             | --       | 11.00             |
| TEX   | 21.0    | --         | --                      | --       | --             | --       | 15.00             |
| VT    | --      | --         | 17.0                    | --       | --             | --       | --                |
| VA    | 20.0    | 142.0      | 15.4                    | --       | --             | --       | 9.50              |
| WASH  | --      | --         | 12.6                    | --       | --             | 20.50    | 21.70             |
| W VA  | --      | 137.5      | 15.5                    | --       | --             | --       | --                |
| WIS   | --      | --         | 14.2                    | --       | --             | --       | --                |
| WYO   | --      | --         | --                      | --       | --             | 20.30    | 22.00             |
| U S   | 20.5    | 144.3      | 14.0                    | 5.56     | 5.16           | 20.40    | 21.00             |

1/ AVERAGE FOR THE MONTH. 2/ EQUIVALENT P.H.D. RETURNS FOR WASH AND OREG. EQUIVALENT FIRST DELIVERY POINT RETURNS FOR CALIF, AND PRICE AT POINT OF FIRST SALE FOR OTHER STATES.

AVERAGE PRICES RECEIVED BY GROWERS FOR PEANUTS AND TOBACCO BY AREAS AND TYPES, (CENTS PER POUND)

| AREA              | PEANUTS      |              | CLASS                   | TOBACCO |             |
|-------------------|--------------|--------------|-------------------------|---------|-------------|
|                   | NOV 15, 1978 | NOV 15, 1979 |                         | TYPE    | NOV 1978    |
| VIRGINIA-CAROLINA | 21.7         | 20.2         | TOTAL OLD & MIDDLE BELT | 11      | 125.8 121.9 |
| SOUTHEAST         | 21.3         | 20.7         | TOTAL N C BELT          | 12      | 123.5 1/    |
| SOUTHWEST         | 20.5         | 20.5         | TOTAL FLUE-CURED        | 11-14   | 125.1 127.9 |
|                   |              |              | TOTAL BURLEY BELT       | 31      | 132.2 144.4 |
| U S               | 21.0         | 20.5         | U S                     |         | 130.2 144.3 |

1/ MARKET CLOSED.

AVERAGE PRICES RECEIVED BY FARMERS, BY STATES

| STATE | AMERICAN UPLAND COTTON PER LB. |                   | NOV 15, 1979        |                     |         |       |
|-------|--------------------------------|-------------------|---------------------|---------------------|---------|-------|
|       | PER LB.                        |                   | COTTON SEED PER TON | HAY, BALED, PER TON |         |       |
|       | OCT 1979<br>1/ 2/              | NOV 1979<br>1/ 3/ |                     | ALL                 | ALFALFA | OTHER |
|       | CENTS                          |                   | DOLLARS             |                     |         |       |
| ALA   | 62.0                           | 62.4              | 118.00              | --                  | --      | --    |
| ARIZ  | 63.9                           | 63.8              | --                  | 87.50               | 88.00   | 76.00 |
| ARK   | 61.9                           | 61.8              | 132.00              | 43.50               | 50.50   | 42.50 |
| CALIF | 67.0                           | 68.3              | 126.00              | 92.00               | 95.00   | 74.00 |
| COLO  | --                             | --                | --                  | 53.50               | 54.00   | 52.00 |
| GA    | 61.1                           | 60.3              | 96.00               | 50.00               | --      | 50.00 |
| IDAHO | --                             | --                | --                  | 55.50               | 57.00   | 48.00 |
| ILL   | --                             | --                | --                  | 57.00               | 63.00   | 47.00 |
| IND   | --                             | --                | --                  | 59.00               | 63.00   | 53.50 |
| IOWA  | --                             | --                | --                  | 49.50               | 52.00   | 42.50 |
| KANS  | --                             | --                | --                  | 48.00               | 51.00   | 43.50 |
| KY    | --                             | --                | --                  | 47.50               | 56.00   | 45.50 |
| LA    | 61.3                           | 62.0              | 131.00              | --                  | --      | --    |
| MICH  | --                             | --                | --                  | 39.00               | 40.50   | 32.50 |
| MINN  | --                             | --                | --                  | 41.00               | 43.50   | 32.50 |
| MISS  | 61.2                           | 61.3              | 134.00              | --                  | --      | --    |
| MO    | 61.3                           | 61.8              | 126.00              | 50.00               | 59.50   | 44.50 |
| MONT  | --                             | --                | --                  | 58.00               | 59.50   | 55.00 |
| NEBR  | --                             | --                | --                  | 43.50               | 43.00   | 44.00 |
| NEV   | --                             | --                | --                  | 81.00               | 86.00   | 69.00 |
| N MEX | --                             | --                | --                  | 70.00               | 71.50   | 58.00 |
| N Y   | --                             | --                | --                  | 54.00               | 62.50   | 44.50 |
| N DAK | --                             | --                | --                  | 37.50               | 40.00   | 33.50 |
| OHIO  | --                             | --                | --                  | 59.00               | 63.00   | 50.00 |
| OKLA  | 57.9                           | 60.1              | 116.00              | 56.00               | 67.00   | 48.00 |
| OREG  | --                             | --                | --                  | 67.00               | 74.00   | 58.50 |
| PA    | --                             | --                | --                  | 53.50               | 59.00   | 47.50 |
| S C   | 63.8                           | 63.4              | --                  | --                  | --      | --    |
| S DAK | --                             | --                | --                  | 34.50               | 36.50   | 30.50 |
| TEVN  | 63.2                           | 63.1              | 132.00              | --                  | --      | --    |
| TEX   | 56.3                           | 56.0              | 116.00              | 55.50               | 76.50   | 51.50 |
| UTAH  | --                             | --                | --                  | 56.00               | 57.00   | 49.50 |
| WASH  | --                             | --                | --                  | 72.00               | 78.50   | 55.00 |
| WIS   | --                             | --                | --                  | 31.00               | 32.50   | 24.50 |
| WYO   | --                             | --                | --                  | 56.50               | 56.00   | 57.50 |
| U S   | 61.3                           | 61.7              | 122.00              | 59.90               | 64.40   | 49.20 |

1/ PRICE BASED ON 480 POUND NET WEIGHT BALE. 2/ REVISED--ENTIRE MONTH.  
3/ PRELIMINARY.

AVERAGE PRICES PER CWT. RECEIVED BY FARMERS, BY STATES, NOV 15, 1979

| STATE         | HOGS  | COWS 1/ | STEERS<br>AND<br>HEIFERS | BEEF<br>CATTLE<br>2/ | CALVES |
|---------------|-------|---------|--------------------------|----------------------|--------|
| D O L L A R S |       |         |                          |                      |        |
| ALA           | 33.20 | 47.40   | 67.70                    | 60.20                | 76.40  |
| ARIZ          | --    | 41.10   | 68.20                    | 67.10                | 88.30  |
| ARK           | --    | 45.30   | 71.40                    | 66.40                | 84.90  |
| CALIF         | --    | 46.30   | 68.30                    | 64.10                | 72.80  |
| COLO          | --    | 50.00   | 67.10                    | 66.30                | 89.60  |
| FLA           | --    | 46.90   | 68.90                    | 61.40                | 84.30  |
| GA            | 33.50 | 48.40   | 66.30                    | 59.10                | 80.10  |
| IDAHO         | --    | 45.80   | 67.70                    | 65.20                | 87.30  |
| ILL           | 34.10 | 44.10   | 65.60                    | 63.00                | 77.00  |
| IND           | 35.60 | 47.00   | 64.80                    | 62.10                | 75.70  |
| IOWA          | 34.40 | 46.40   | 67.80                    | 66.20                | 86.60  |
| KANS          | 34.40 | 45.90   | 69.30                    | 66.00                | 87.00  |
| KY            | 34.60 | 45.80   | 68.60                    | 62.70                | 78.30  |
| LA            | --    | 49.50   | 74.90                    | 60.30                | 90.10  |
| MICH          | 36.60 | 47.90   | 65.20                    | 58.60                | 87.20  |
| MINN          | 33.10 | 45.80   | 63.10                    | 55.70                | 77.00  |
| MISS          | 34.60 | 45.30   | 72.60                    | 58.70                | 83.40  |
| MO            | 35.20 | 44.50   | 71.20                    | 66.90                | 84.30  |
| MOYT          | --    | 47.10   | 74.60                    | 65.20                | 90.70  |
| NEBR          | 34.50 | 44.90   | 67.80                    | 65.00                | 86.90  |
| NEV           | --    | 45.00   | 68.00                    | 63.40                | 85.00  |
| N MEX         | --    | 48.80   | 68.90                    | 66.90                | 90.00  |
| N Y           | --    | 46.40   | 55.90                    | 47.70                | 89.40  |
| N C           | 34.20 | 46.30   | 62.00                    | 53.80                | 79.00  |
| N DAK         | --    | 43.40   | 76.10                    | 68.30                | 87.70  |
| OHIO          | 35.90 | 46.70   | 67.80                    | 63.80                | 86.00  |
| OKLA          | 34.20 | 44.50   | 72.60                    | 68.40                | 86.40  |
| OREG          | --    | 42.60   | 62.20                    | 58.10                | 73.00  |
| PA            | 37.40 | 48.00   | 64.80                    | 54.50                | 98.30  |
| S C           | 34.40 | 48.80   | 67.60                    | 57.80                | 79.60  |
| S DAK         | 34.20 | 46.70   | 68.00                    | 65.20                | 89.40  |
| TENN          | 34.20 | 45.80   | 72.20                    | 59.40                | 77.70  |
| TEX           | 32.10 | 47.20   | 69.80                    | 65.10                | 81.20  |
| UTAH          | --    | 44.10   | 69.20                    | 63.70                | 89.60  |
| VA            | 34.70 | 47.00   | 61.10                    | 54.80                | 85.90  |
| WASH          | --    | 43.00   | 68.50                    | 61.10                | 76.80  |
| WIS           | 33.20 | 47.40   | 64.10                    | 50.70                | 101.00 |
| WYO           | --    | 50.10   | 73.70                    | 67.20                | 93.00  |
| U S           | 34.40 | 46.50   | 68.90                    | 64.20                | 85.10  |

1/ INCLUDES CULL DAIRY COWS SOLD FOR SLAUGHTER, BUT NOT DAIRY COWS FOR HERD REPLACEMENT. 2/ "COWS" AND "STEERS AND HEIFERS" COMBINED WITH ALLOWANCE WHERE NECESSARY FOR SLAUGHTER BULLS.

AVERAGE PRICES RECEIVED BY FARMERS, BY STATES, NOV 15, 1979

| STATE | SHEEP         | LAMBS       | WOOL             | TURKEYS    | BROILERS      | EGGS           |
|-------|---------------|-------------|------------------|------------|---------------|----------------|
|       | PER<br>CWT.   | PER<br>CWT. | PER LB.<br>1/ 2/ | PER<br>LB. | PER LB.<br>1/ | PER DOZ.<br>3/ |
|       | D O L L A R S |             |                  | C E N T S  |               |                |
| ALA   | --            | --          | --               | --         | 4/ 23.0       | 62.7           |
| ARIZ  | 20.00         | 68.00       | 84.0             | --         | --            | --             |
| ARK   | --            | --          | --               | 44.0       | 24.5          | 61.5           |
| CALIF | 16.80         | 66.90       | 78.0             | 46.0       | 32.0          | 50.9           |
| COLO  | 19.00         | 62.30       | 86.0             | --         | --            | --             |
| CONN  | --            | --          | --               | --         | --            | 79.0           |
| DEL   | --            | --          | --               | --         | 4/ 25.5       | --             |
| FLA   | --            | --          | --               | --         | 4/ 23.0       | 49.5           |
| GA    | --            | --          | --               | 46.0       | 4/ 24.0       | 63.4           |
| IDAHO | 20.00         | 63.70       | 77.0             | --         | --            | --             |
| ILL   | 17.50         | 57.00       | 63.0             | 42.0       | --            | 58.1           |
| IND   | 20.30         | 54.70       | 64.0             | 47.0       | --            | 55.1           |
| IOWA  | 19.60         | 61.70       | 70.0             | 47.0       | --            | 44.9           |
| KANS  | 20.30         | 61.10       | 81.0             | --         | --            | 48.1           |
| KY    | --            | --          | --               | --         | --            | 55.8           |
| LA    | --            | --          | --               | --         | 24.5          | 70.7           |
| MAINE | --            | --          | --               | --         | 4/ 23.0       | 70.0           |
| MD    | --            | --          | --               | --         | 4/ 25.5       | --             |
| MASS  | --            | --          | --               | --         | --            | 75.0           |
| MICH  | 23.00         | 63.80       | 68.0             | 49.0       | --            | 50.9           |
| MINN  | 20.90         | 62.60       | 70.0             | 45.0       | --            | 48.2           |
| MISS  | --            | --          | --               | --         | 4/ 25.0       | 68.4           |
| MO    | 20.00         | 59.50       | 70.0             | 49.0       | --            | 54.1           |
| MONT  | 21.00         | 68.70       | 87.0             | --         | --            | --             |
| NEBR  | 27.40         | 62.60       | 77.0             | 49.0       | --            | 43.4           |
| NEV   | 17.00         | 61.00       | 80.0             | --         | --            | --             |
| N J   | --            | --          | --               | --         | --            | 62.0           |
| N MEX | 18.00         | 69.00       | 90.0             | --         | --            | --             |
| N Y   | --            | --          | --               | --         | --            | 55.8           |
| N C   | --            | --          | --               | 46.0       | 4/ 23.5       | 68.5           |
| N DAK | 15.90         | 63.30       | 77.0             | --         | --            | --             |
| OHIO  | 23.80         | 61.60       | 70.0             | 46.0       | --            | 49.6           |
| OKLA  | --            | --          | --               | --         | 24.5          | --             |
| OREG  | 18.00         | 64.50       | 80.0             | 45.0       | --            | 55.5           |
| PA    | --            | --          | --               | 45.0       | 26.5          | 51.5           |
| S C   | --            | --          | --               | 43.0       | 4/ 22.5       | 56.4           |
| S DAK | 19.50         | 67.00       | 79.0             | 41.0       | --            | 35.9           |
| TENN  | --            | --          | --               | --         | 4/ 23.5       | 57.5           |
| TEX   | 31.10         | 67.80       | 105.0            | 46.0       | 26.0          | 68.0           |
| UTAH  | 15.70         | 63.70       | 83.0             | 51.0       | --            | --             |
| VA    | --            | --          | --               | 43.0       | 4/ 23.0       | 70.1           |
| WASH  | --            | --          | --               | --         | --            | 52.0           |
| WIS   | --            | --          | --               | 44.0       | --            | 53.1           |
| WYO   | 35.00         | 68.10       | 90.0             | --         | --            | --             |
| U S   | 25.50         | 64.70       | 90.2             | 45.8       | 24.6          | 57.4           |

1/ AVERAGE FOR THE MONTH. 2/ INCENTIVE PAYMENT NOT INCLUDED. 3/ AVERAGE OF ALL EGGS SOLD BY FARMERS INCLUDING HATCHING EGGS AND EGGS SOLD RETAIL. 4/ LIVELWEIGHT EQUIVALENT PRICE.

AVERAGE PRICES RECEIVED BY FARMERS, FOR MILK SOLD TO PLANTS AND DEALERS  
AND MILK COWS SOLD FOR HERD REPLACEMENT, BY STATES

| STATE   | OCT 1979          |          |               |          |          |          | NOV 1979    |          |              |
|---------|-------------------|----------|---------------|----------|----------|----------|-------------|----------|--------------|
|         | MILK ELIGIBLE FOR |          | MANUFACTURING |          | ALL MILK |          | ALL MILK 2/ |          | MILK COWS 3/ |
|         | FLUID MARKET 1/   |          | GRADE MILK    |          |          |          |             |          |              |
|         | PRICE             | FAT TEST | PRICE         | FAT TEST | PRICE    | FAT TEST | PRICE       | FAT TEST |              |
| DOL/CWT | PCT               | DOL/CWT  | PCT           | DOL/CWT  | PCT      | DOL/CWT  | PCT         | DOL/HEAD |              |
| ALA     | 13.90             | 3.67     | 10.30         | 3.84     | 13.80    | 3.67     | 13.90       | 3.75     | 980          |
| ARIZ    | 12.90             | 3.58     |               |          | 12.90    | 3.58     | 13.10       | 3.70     |              |
| ARK     | 13.90             | 3.61     | 11.30         | 3.70     | 13.40    | 3.63     | 13.80       | 3.71     | 1,150        |
| CALIF   | 12.00             | 3.58     | 11.10         | 3.74     | 12.00    | 3.59     | 12.20       | 3.64     | 1,325        |
| COLO    | 13.30             | 3.61     |               |          | 13.30    | 3.61     | 13.60       | 3.70     | 1,175        |
| CONN    | 13.80             | 3.73     |               |          | 13.80    | 3.73     | 13.90       | 3.80     |              |
| FLA     | 15.20             | 3.50     |               |          | 15.20    | 3.50     | 15.50       | 3.52     | 1,190        |
| GA      | 13.50             | 3.68     |               |          | 13.50    | 3.68     | 13.70       | 3.76     | 1,125        |
| IDAHO   | 11.90             | 3.65     | 11.50         | 3.56     | 11.70    | 3.60     | 12.00       | 3.68     | 1,140        |
| ILL     | 12.70             | 3.76     | 12.00         | 3.81     | 12.50    | 3.77     | 12.70       | 3.83     | 1,070        |
| IND     | 13.40             | 3.78     | 10.80         | 3.77     | 13.10    | 3.78     | 13.50       | 3.84     | 1,200        |
| IOWA    | 12.30             | 3.76     | 11.60         | 3.70     | 12.00    | 3.74     | 12.10       | 3.81     | 1,150        |
| KANS    | 13.10             | 3.62     | 11.40         | 3.70     | 12.80    | 3.63     | 13.10       | 3.75     | 1,125        |
| KY      | 12.90             | 3.71     | 11.00         | 3.84     | 12.50    | 3.74     | 12.80       | 3.82     | 945          |
| LA      | 14.20             | 3.69     |               |          | 14.20    | 3.69     | 14.40       | 3.76     | 1,035        |
| MAINE   | 13.90             | 3.78     |               |          | 13.90    | 3.78     | 13.90       | 3.79     |              |
| MD      | 13.00             | 3.69     |               |          | 13.00    | 3.69     | 13.20       | 3.82     | 1,185        |
| MASS    | 13.90             | 3.72     |               |          | 13.90    | 3.72     | 13.90       | 3.75     |              |
| MICH    | 12.60             | 3.68     | 10.30         | 3.77     | 12.50    | 3.68     | 12.70       | 3.78     | 1,100        |
| MINN    | 12.24             | 3.73     | 11.45         | 3.69     | 11.88    | 3.71     | 11.93       | 3.75     | 1,030        |
| MISS    | 13.50             | 3.74     | 10.70         | 3.77     | 13.40    | 3.74     | 13.70       | 3.85     | 1,060        |
| MO      | 12.70             | 3.66     | 11.20         | 3.71     | 12.30    | 3.67     | 12.60       | 3.79     | 1,100        |
| NEBR    | 12.80             | 3.70     | 11.60         | 3.68     | 12.30    | 3.69     | 12.50       | 3.81     | 1,085        |
| N J     | 13.40             | 3.69     |               |          | 13.40    | 3.69     | 13.60       | 3.75     |              |
| N Y     | 12.90             | 3.66     |               |          | 12.90    | 3.66     | 12.90       | 3.69     | 1,155        |
| N C     | 13.20             | 3.59     | 11.50         | 3.90     | 13.10    | 3.60     | 13.40       | 3.71     | 1,065        |
| N DAK   | 12.00             | 3.70     | 11.10         | 3.69     | 11.50    | 3.69     | 11.70       | 3.74     | 1,090        |
| OHIO    | 13.00             | 3.72     | 10.90         | 3.80     | 12.80    | 3.73     | 13.10       | 3.77     | 1,100        |
| OKLA    | 13.80             | 3.62     | 11.30         | 3.56     | 13.50    | 3.61     | 13.90       | 3.70     | 1,150        |
| OREG    | 12.70             | 3.73     | 12.30         | 4.30     | 12.60    | 3.81     | 13.00       | 3.92     | 1,100        |
| PA      | 13.30             | 3.73     | 12.00         | 3.63     | 13.30    | 3.73     | 13.60       | 3.79     | 1,260        |
| S DAK   | 12.60             | 3.71     | 11.60         | 3.66     | 11.90    | 3.68     | 12.20       | 3.76     | 1,060        |
| TENN    | 13.00             | 3.74     | 10.90         | 3.77     | 12.70    | 3.74     | 13.00       | 3.83     | 985          |
| TEX     | 13.60             | 3.57     |               |          | 13.60    | 3.57     | 13.90       | 3.70     | 950          |
| UTAH    | 12.40             | 3.57     | 11.70         | 3.62     | 12.20    | 3.59     | 12.50       | 3.70     | 1,085        |
| VT      | 13.60             | 3.78     |               |          | 13.60    | 3.78     | 13.60       | 3.79     | 1,010        |
| VA      | 12.80             | 3.65     | 11.10         | 3.76     | 12.70    | 3.66     | 12.80       | 3.76     | 1,110        |
| WASH    | 12.20             | 3.68     |               |          | 12.20    | 3.68     | 12.40       | 3.80     | 1,305        |
| WIS     | 12.40             | 3.84     | 11.89         | 3.87     | 12.24    | 3.85     | 12.31       | 3.89     | 1,095        |
| U S     | 12.80             | 3.69     | 4/11.60       | 4/3.76   | 12.60    | 3.71     | 12.80       | 3.77     | 1,124        |

1/ INCLUDING SURPLUS DIVERTED TO MANUFACTURING. 2/ PRELIMINARY. 3/ ANIMALS SOLD FOR DAIRY HERD REPLACEMENT ONLY. MID-MONTH PRICE. 4/ INCLUDES DATA FOR SOME STATES NOT SHOWN SEPARATELY.

PARITY PRICE EQUIVALENT FOR MANUFACTURING MILK 1/, UNITED STATES,  
NOVEMBER 15, 1979, WITH COMPARISONS

| ITEM                                   | NOV 1978 | OCT 1979 | NOV 1979 |
|--|----------|----------|----------|
| PARITY EQUIVALENT ..... DOL PER CWT    | 12.41    | 14.44    | 14.53    |
| AVERAGE PRICE F.O.B. .... DOL PER CWT  | 10.80    | 11.60    | 2/11.70  |
| AVERAGE FAT TEST OF MILK ..... PERCENT | 3.83     | 3.76     | 2/3.81   |

1/ BASED ON PRICES RECEIVED BY FARMERS FOR ALL MANUFACTURING GRADE MILK. PARITY PRICE EQUIVALENT RELATES TO THE NATIONAL AVERAGE PRICE FOR ALL MANUFACTURING GRADE MILK OF AVERAGE MILKFAT CONTENT SOLD BY FARMERS. THE PARITY PRICE EQUIVALENT DURING 1979 IS 87.0 PERCENT OF THE PARITY PRICE OF ALL MILK SOLD TO PLANTS, WHICH COMPARES WITH 85.6 PERCENT IN 1978. FOR ADDITIONAL DETAILS SEE JANUARY 1979 ISSUE OF AGRICULTURAL PRICES. 2/ PRELIMINARY.



POTATOES: AVERAGE PRICES PER CWT. RECEIVED BY FARMERS, BY STATES, NOV 1979

| STATE            | DOLLARS | STATE          | DOLLARS |
|------------------|---------|----------------|---------|
| ALABAMA          | --      | NORTH CAROLINA | 4.60    |
| ARIZONA          | --      | NORTH DAKOTA   | 2.65    |
| CALIFORNIA - ALL | 5.30    | OHIO           | 4.65    |
| WINTER           | 6.40    | OREGON         | 2.85    |
| SPRING           | --      | PENNSYLVANIA   | 4.85    |
| SUMMER           | --      | TEXAS          | --      |
| FALL             | 5.20    | VIRGINIA       | --      |
| COLORADO         | 3.20    | WASHINGTON     | 2.70    |
| FLORIDA          | --      | WISCONSIN      | 4.25    |
| IDAHO            | 3.20    |                |         |
| MAINE            | 3.35    |                |         |
| MICHIGAN         | 4.35    |                |         |
| MINNESOTA        | 2.60    |                |         |
| NEW JERSEY       | 4.30    |                |         |
| NEW YORK - ALL   | 4.00    |                |         |
| LONG ISLAND      | 3.80    |                |         |
| UPSTATE          | 4.30    |                |         |
|                  |         | UNITED STATES  | 3.37    |

COMMERCIAL VEGETABLES FOR FRESH MARKET: AVERAGE F.O.B. SHIPPING POINT PRICES PER CWT., UNITED STATES, NOVEMBER 1-15, 1979, WITH COMPARISONS

| COMMODITY      | AVERAGE<br>JAN-DEC<br>1967 | NOV<br>1-15,<br>1978 | OCT<br>1-15,<br>1979 | OCT<br>1-31,<br>1979 | NOV<br>1-15,<br>1979 |
|----------------|----------------------------|----------------------|----------------------|----------------------|----------------------|
|                | D O L L A R S              |                      |                      |                      |                      |
| ASPARAGUS      | 23.70                      |                      |                      |                      |                      |
| BEANS, SNAP    | 11.70                      | 20.20                | 29.20                | 27.30                | 31.40                |
| CABBAGE        | 2.85                       | 5.11                 | 6.03                 | 5.78                 | 6.02                 |
| CANTALOUPE     | 6.26                       | 11.20                | 13.00                | 12.80                | 12.60                |
| CARROTS        | 5.74                       | 8.99                 | 10.70                | 10.40                | 9.49                 |
| CELERY         | 4.94                       | 10.10                | 6.03                 | 6.16                 | 7.84                 |
| CORN, SWEET    | 5.68                       | 8.01                 | 12.10                | 12.80                | 12.40                |
| CUCUMBERS      | 7.74                       | 9.56                 | 15.30                | 15.60                | 17.70                |
| LETTUCE        | 5.19                       | 9.48                 | 9.67                 | 8.41                 | 8.37                 |
| ONIONS         | 4.37                       | 7.05                 | 6.56                 | 6.35                 | 5.90                 |
| PEPPERS, GREEN | 12.20                      | 20.40                | 15.40                | 17.10                | 25.20                |
| TOMATOES       | 9.63                       | 18.70                | 20.90                | 20.20                | 29.10                |
| WATERMELONS    | 2.06                       |                      | 5.89                 | 5.89                 | 7.20                 |

CITRUS FRUIT: AVERAGE PRICES AND EQUIVALENT RETURNS PER BOX RECEIVED BY GROWERS,  
BY UTILIZATION, NOVEMBER 1979

| COMMODITY<br>AND<br>STATE | F.O.B.<br>PACKED<br>FRESH | EQUIVALENT RETURNS PER BOX 1/ |       |         |         |       |         |
|---------------------------|---------------------------|-------------------------------|-------|---------|---------|-------|---------|
|                           |                           | PACKINGHOUSE-DOOR             |       |         | ON-TREE |       |         |
|                           |                           | ALL                           | FRESH | PROCESS | ALL     | FRESH | PROCESS |
| D O L L A R S             |                           |                               |       |         |         |       |         |
| <u>GRAPEFRUIT:</u>        |                           |                               |       |         |         |       |         |
| ARIZ                      | 8.85                      | 4.73                          | 5.45  | .68     | 3.63    | 4.35  | -.42    |
| FLA                       |                           |                               |       |         |         |       |         |
| WHITE SEEDLESS            | 7.85                      | 3.98                          | 4.75  | 3.50    | 2.77    | 3.60  | 2.25    |
| PINK SEEDLESS             | 8.90                      | 5.05                          | 5.80  | 2.50    | 3.87    | 4.65  | 1.22    |
| OTHER THAN SEEDLESS       |                           | 3.75                          |       | 3.75    | 2.60    |       | 2.60    |
| TEX                       | 10.12                     | 3.97                          | 4.42  | 2.40    | 3.18    | 3.62  | 1.62    |
| U S                       | 8.45                      | 4.18                          | 5.21  | 3.49    | 3.02    | 4.11  | 2.30    |
| <u>LEMONS:</u>            |                           |                               |       |         |         |       |         |
| ARIZ                      | 20.55                     | 8.31                          | 14.05 | 3.05    | 5.31    | 11.05 | .05     |
| CALIF                     | 17.80                     | 8.18                          | 11.30 | 3.05    | 5.18    | 8.30  | .05     |
| U S                       | 18.70                     | 8.23                          | 12.20 | 3.05    | 5.23    | 9.20  | .05     |
| <u>LIMES:</u>             |                           |                               |       |         |         |       |         |
| FLA                       | 32.40                     | 16.15                         | 25.65 | 2.10    | 11.76   | 21.00 | -1.90   |
| <u>ORANGES:</u>           |                           |                               |       |         |         |       |         |
| ARIZ                      | 15.50                     | 8.94                          | 10.90 | 1.08    | 7.54    | 9.50  | -.32    |
| NAVELS AND MISC           | 15.50                     | 8.94                          | 10.90 | 1.08    | 7.54    | 9.50  | -.32    |
| VALENCIAS                 |                           |                               |       |         |         |       |         |
| CALIF                     | 14.37                     | 7.90                          | 9.83  | 2.28    | 6.33    | 8.24  | .80     |
| NAVELS                    | 15.65                     | 10.22                         | 11.05 | 1.10    | 8.82    | 9.65  | -.30    |
| VALENCIAS                 | 11.05                     | 4.60                          | 6.65  | 2.56    | 2.80    | 4.55  | 1.06    |
| FLA                       | 8.90                      | 4.79                          | 5.45  | 4.25    | 3.34    | 4.00  | 2.80    |
| EARLY AND MIDS            | 8.90                      | 4.79                          | 5.45  | 4.25    | 3.34    | 4.00  | 2.80    |
| VALENCIAS                 |                           |                               |       |         |         |       |         |
| TEX                       | 11.28                     | 5.99                          | 6.36  | 4.25    | 5.02    | 5.38  | 3.29    |
| EARLY AND MIDS            | 11.28                     | 5.99                          | 6.36  | 4.25    | 5.02    | 5.38  | 3.29    |
| VALENCIAS                 |                           |                               |       |         |         |       |         |
| CALIF-ARIZ                |                           |                               |       |         |         |       |         |
| NAVELS AND MISC           |                           |                               |       |         |         | 9.65  |         |
| VALENCIAS                 |                           |                               |       |         |         |       |         |
| U S                       | 12.16                     | 6.25                          | 8.01  | 3.68    | 4.76    | 6.49  | 2.23    |
| <u>TANGELOS:</u>          |                           |                               |       |         |         |       |         |
| FLA                       | 10.80                     | 4.93                          | 7.35  | 2.50    | 3.30    | 5.75  | .85     |
| <u>TANGERINES:</u>        |                           |                               |       |         |         |       |         |
| FLA                       | 12.00                     | 6.63                          | 8.25  | 2.50    | 4.29    | 5.95  | .05     |

1/ APPROXIMATE NET CONTENTS PER BOX ARE AS FOLLOWS: ORANGES - CALIF AND ARIZ, 75 LBS.; FLA AND OTHER STATES, 90 LBS.; TANGERINES - CALIF AND ARIZ, 75 LBS.; FLA, 95 LBS.; GRAPEFRUIT - CALIF DESERT VALLEY AND ARIZ, 64 LBS.; OTHER CALIF AREAS, 67 LBS.; FLA, 85 LBS.; TEX, 80 LBS.; LEMONS, 76 LBS.; TEMPLES, 90 LBS.; AND LIMES, 80 LBS.

FEED: PRICE RATIOS, UNITED STATES, NOVEMBER 15, 1979,  
WITH COMPARISONS

| COMMODITY-FEED PRICE RATIO   | NOV<br>15,<br>1977 | NOV<br>15,<br>1978 | OCT<br>15,<br>1979 | NOV<br>15,<br>1979 |
|--|--------------------|--------------------|--------------------|--------------------|
| HOG-CORN: BUSHELS OF CORN EQUAL IN VALUE TO<br>100-LBS. OF HOG, LIVE WEIGHT              |                    |                    |                    |                    |
| UNITED STATES  | 20.1               | 23.4               | 2/14.1             | 14.9               |
| NORTH CENTRAL STATES   | 20.3               | 23.7               | 2/14.5             | 15.2               |
| EGG-FEED: POUNDS OF LAYING FEED EQUAL IN VALUE<br>TO 1 DOZEN EGGS                        | 7.3                | 7.5                | 6.0                | 6.7                |
| BROILER-FEED: POUNDS OF BROILER GROWER EQUAL IN<br>VALUE TO 1 LB. BROILER LIVE WEIGHT 1/ | 2.7                | 2.8                | 2.2                | 2.5                |
| TURKEY-FEED: POUNDS OF TURKEY GROWER EQUAL IN<br>VALUE TO 1 LB. TURKEY LIVE WEIGHT       | 4.5                | 5.1                | 3.9                | 4.5                |
| MILK-FEED: 1/<br>POUNDS 16 PCT MIXED DAIRY FEED EQUAL IN VALUE<br>TO 1 LB. WHOLE MILK    | 1.58               | 1.62               | 1.55               | 1.58               |

1/ BROILER AND MILK-FEED PRICE RATIOS ARE COMPUTED USING MONTHLY AVERAGES FOR BROILERS AND MILK.  
2/ REVISED.

FEED: AVERAGE PRICES PAID BY FARMERS, UNITED STATES,  
NOVEMBER 15, 1979, WITH COMPARISONS

| COMMODITY                               | UNIT | 1978      |           |           | 1979      |           |           |
|---|------|-----------|-----------|-----------|-----------|-----------|-----------|
|   |      | SEP<br>15 | OCT<br>15 | NOV<br>15 | SEP<br>15 | OCT<br>15 | NOV<br>15 |
| D O L L A R S                           |      |           |           |           |           |           |           |
| COTTONSEED MEAL, 41 PCT                 | CWT  | 10.70     | 10.90     | 11.40     | 12.20     | 12.40     | 12.40     |
| SOYBEAN MEAL, 44 PCT                    | "    | 11.50     | 11.80     | 12.30     | 13.20     | 13.20     | 12.80     |
| BRAN                                    | "    | 7.13      | 7.28      | 7.58      | 8.45      | 8.64      | 8.70      |
| MIDLINGS                                | "    | 7.02      | 7.23      | 7.55      | 8.33      | 8.54      | 8.65      |
| CORN MEAL                               | "    | 5.76      | 5.82      | 5.90      | 6.85      | 6.87      | 6.66      |
| LAYING FEED                             | TON  | 149       | 150       | 154       | 173       | 174       | 171       |
| BROILER GROWER FEED                     | "    | 168       | 169       | 174       | 195       | 196       | 193       |
| TURKEY GROWER                           | "    | 180       | 183       | 185       | 206       | 207       | 203       |
| CHICK STARTER FEED                      | "    | 173       | 172       | 178       | 198       | 198       | 194       |
| DAIRY FEED                              |      |           |           |           |           |           |           |
| 14 PCT PROTEIN                          | TON  | 128       | 130       | 133       | 151       | 152       | 151       |
| 16 PCT PROTEIN                          | "    | 137       | 138       | 143       | 160       | 163       | 162       |
| 18 PCT PROTEIN                          | "    | 146       | 149       | 154       | 173       | 178       | 177       |
| 20 PCT PROTEIN                          | "    | 145       | 150       | 156       | 176       | 180       | 179       |
| 32 PCT PROTEIN                          | "    | 201       | 203       | 212       | 231       | 239       | 233       |
| HOG FEED, 14-18 PCT                     | CWT  | 8.40      | 8.48      | 8.62      | 9.63      | 9.77      | 9.48      |
| HOG CONCT. 38-42 PCT PROTEIN:           | "    | 12.70     | 13.00     | 13.50     | 14.20     | 14.50     | 14.00     |
| BEEF CATTLE CONCT.<br>32-36 PCT PROTEIN | "    | 8.90      | 8.95      | 9.39      | 10.10     | 10.30     | 10.30     |
| STOCK SALT                              | "    | 3.98      | 3.99      | 4.04      | 4.41      | 4.41      | 4.49      |
| MOLASSES, LIQUID                        | "    | 5.73      | 5.91      | 6.13      | 7.14      | 7.31      | 7.51      |
| INDEX NUMBERS (1967=100)                |      |           |           |           |           |           |           |
| FEED, PRICES PAID BY<br>FARMERS         | PCT  | 178       | 179       | 184       | 211       | 211       | 208       |

FEED: AVERAGE PRICE PER 100 POUNDS PAID BY FARMERS, BY STATES,  
NOVEMBER 15, 1979

| STATE         | BRAN  | MIDDLINGS | COTTONSEED<br>MEAL<br>41%<br>PROTEIN | SOYBEAN<br>MEAL<br>44%<br>PROTEIN | CORN<br>MEAL | MOLASSES<br>LIQUID | STOCK<br>SALT |
|---------------|-------|-----------|--------------------------------------|-----------------------------------|--------------|--------------------|---------------|
| D O L L A R S |       |           |                                      |                                   |              |                    |               |
| ALA           | 9.10  | 9.90      | 12.50                                | 13.00                             | 7.60         | 8.40               | 4.95          |
| ARIZ          | 9.20  | 9.30      | 6.60                                 | 16.50                             | 8.80         | 7.50               | 4.50          |
| ARK           | 8.30  | 8.70      | 12.00                                | 12.50                             | 7.60         | 7.60               | 3.60          |
| CALIF         | 9.00  | 9.60      | 12.00                                | 15.50                             | 9.00         | 5.80               | 3.80          |
| COLO          | 8.90  | 8.10      | 12.50                                | 14.00                             | 7.10         | 7.00               | 3.55          |
| CONN          | 8.90  | 9.00      |                                      | 14.50                             | 9.20         | 7.20               | 6.00          |
| DEL           | 8.50  | 8.40      | 13.00                                | 13.50                             | 7.00         | 6.90               | 5.30          |
| FLA           | 10.50 | 10.50     | 14.00                                | 13.50                             | 8.50         | 4.95               | 4.80          |
| GA            | 9.40  | 9.50      | 12.50                                | 14.00                             | 7.80         | 7.10               | 5.20          |
| HAW           |       |           |                                      |                                   |              |                    |               |
| IDAHO         | 7.90  | 7.20      | 15.00                                | 16.50                             | 7.60         | 6.40               | 3.30          |
| ILL           | 9.10  | 9.10      | 15.00                                | 13.00                             | 5.50         | 8.10               | 5.60          |
| IND           | 9.20  | 8.90      | 15.00                                | 12.50                             | 5.30         | 9.00               | 5.90          |
| IOWA          | 8.50  | 8.50      | 13.00                                | 11.50                             | 4.80         | 8.20               | 4.75          |
| KANS          | 8.10  | 7.70      | 11.50                                | 12.00                             | 5.70         | 6.80               | 2.35          |
| KY            | 8.70  | 8.60      | 13.00                                | 12.70                             | 6.00         | 8.90               | 5.70          |
| LA            | 8.20  | 10.50     | 12.50                                | 13.00                             | 8.40         | 6.00               | 4.30          |
| MAINE         | 8.90  | 9.00      |                                      | 14.50                             | 9.20         | 7.20               | 6.00          |
| MD            | 8.50  | 8.40      | 13.00                                | 13.50                             | 7.00         | 6.90               | 5.30          |
| MASS          | 8.90  | 9.00      |                                      | 14.50                             | 9.20         | 7.20               | 6.00          |
| MICH          | 9.10  | 8.80      | 15.00                                | 13.20                             | 6.10         | 9.30               | 5.50          |
| MINN          | 8.40  | 8.30      | 11.50                                | 11.60                             | 5.30         | 8.10               | 4.85          |
| MISS          | 9.10  | 9.80      | 11.50                                | 12.50                             | 7.60         | 6.60               | 4.30          |
| MO            | 8.20  | 8.30      | 12.50                                | 11.50                             | 6.00         | 7.80               | 3.05          |
| MONT          | 8.10  | 6.20      | 12.50                                | 16.00                             | 7.60         | 6.80               | 3.30          |
| NEBR          | 8.30  | 8.00      | 12.50                                | 12.50                             | 6.00         | 7.00               | 3.20          |
| NEV           | 10.50 | 10.00     | 15.00                                |                                   | 9.50         | 6.00               | 4.15          |
| N H           | 8.90  | 9.00      |                                      | 14.50                             | 9.20         | 7.20               | 6.00          |
| N J           | 9.10  | 8.50      |                                      | 15.00                             | 7.90         | 7.10               | 5.30          |
| N MEX         | 9.90  | 9.50      | 12.50                                | 15.50                             | 8.20         | 8.10               | 3.60          |
| N Y           | 7.90  | 8.20      | 13.50                                | 13.00                             | 7.70         | 6.80               | 4.75          |
| N C           | 8.50  | 7.90      | 13.50                                | 13.00                             | 6.90         | 7.80               | 5.80          |
| N DAK         | 8.70  | 6.80      |                                      | 13.50                             | 6.50         | 8.50               | 5.00          |
| OHIO          | 8.70  | 8.50      | 14.50                                | 12.50                             | 6.70         | 8.50               | 5.00          |
| OKLA          | 8.10  | 8.40      | 11.70                                | 13.00                             | 7.70         | 6.50               | 3.00          |
| OREG          | 11.00 | 9.30      | 13.00                                | 15.50                             | 9.10         | 6.80               | 4.50          |
| PA            | 8.00  | 8.00      | 13.50                                | 12.50                             | 7.20         | 7.10               | 5.00          |
| R I           |       |           |                                      |                                   |              |                    |               |
| S C           | 9.20  | 8.80      | 13.50                                | 13.50                             | 7.40         | 8.10               | 6.10          |
| S DAK         | 8.60  | 7.80      | 13.00                                | 12.00                             | 5.90         | 8.50               | 3.80          |
| TENN          | 8.20  | 8.70      | 12.50                                | 13.50                             | 7.20         | 8.60               | 4.90          |
| TEX           | 9.00  | 9.30      | 11.70                                | 15.00                             | 8.30         | 6.30               | 3.85          |
| UTAH          | 7.50  | 6.40      | 13.50                                | 16.00                             | 7.80         | 6.40               | 2.45          |
| VT            | 8.90  | 9.00      |                                      | 14.50                             | 9.20         | 7.20               | 6.00          |
| VA            | 9.10  | 9.20      | 13.50                                | 13.50                             | 7.40         | 7.90               | 5.50          |
| WASH          | 9.40  | 8.20      | 14.50                                | 16.50                             | 9.50         | 6.40               | 4.15          |
| W VA          | 8.90  | 9.50      | 13.50                                | 13.50                             | 7.60         | 8.00               | 5.50          |
| WIS           | 8.40  | 8.40      | 12.50                                | 11.80                             | 5.50         | 7.80               | 5.30          |
| WYO           | 8.80  | 8.60      | 15.00                                |                                   | 8.10         | 6.50               | 3.60          |
| U S           | 8.70  | 8.65      | 12.40                                | 12.80                             | 6.66         | 7.51               | 4.49          |

FEED: AVERAGE PRICE PAID BY FARMERS FOR HOG FEED, BEEF CATTLE FEED, DAIRY FEED AND MILK FEED RATIO, BY STATES, NOVEMBER 15, 1979

| STATE | HOG FEED        |                   | BEEF CATTLE         | DAIRY FEED, PERCENT PROTEIN |     |     |     |     | MILK-FEED          |
|-------|-----------------|-------------------|---------------------|-----------------------------|-----|-----|-----|-----|--------------------|
|       | 14-18%          | HOG CONCT: 38-42% | CONCENTRATE: 32-36% | 14                          | 16  | 18  | 20  | 32  | PRICE RATIO 1/     |
|       | DOLLARS PER CWT |                   |                     | DOLLARS PER TON             |     |     |     |     |                    |
| ALA   | 9.70            | 14.50             | 9.60                |                             | 169 | 169 | 180 | 210 | 1.64               |
| ARIZ  | 10.00           | 15.50             |                     | 173                         |     |     |     |     | <sup>2/</sup> 1.51 |
| ARK   | 8.80            | 13.00             | 8.60                | 152                         | 160 |     |     | 195 | 1.73               |
| CALIF | 10.50           | 16.00             | 9.50                | 138                         | 144 |     |     |     | 1.69               |
| COLO  | 9.80            | 15.50             | 9.10                | 170                         | 165 |     |     | 235 | 1.65               |
| CONN  |                 |                   |                     |                             | 162 | 170 | 172 |     | 1.72               |
| DEL   |                 |                   |                     |                             | 169 | 188 | 185 | 230 |                    |
| FLA   | 10.50           | 14.00             | 11.00               | 158                         | 181 |     |     | 210 | 1.71               |
| GA    | 9.90            | 14.40             | 11.00               |                             | 164 | 173 | 180 | 199 | 1.67               |
| HAW   |                 |                   |                     |                             |     |     |     |     |                    |
| IDAHO | 10.50           | 15.50             | 9.40                | 142                         | 151 |     |     | 185 | 1.59               |
| ILL   | 9.80            | 14.00             | 11.00               | 165                         | 175 |     |     | 255 | 1.45               |
| IND   | 9.20            | 14.60             | 12.00               |                             | 169 | 187 |     | 260 | 1.60               |
| IOWA  | 9.70            | 13.60             | 11.50               | 154                         | 158 |     |     | 250 | 1.53               |
| KANS  | 9.00            | 14.00             | 10.00               | 159                         | 160 |     |     | 220 | 1.65               |
| KY    | 9.80            | 13.80             | 11.00               |                             | 169 | 186 | 180 | 235 | 1.51               |
| LA    | 10.10           | 14.50             | 11.00               |                             | 169 | 177 | 180 | 185 | 1.70               |
| MAINE |                 |                   |                     |                             | 168 | 175 | 177 |     | 1.65               |
| MD    | 9.90            | 14.00             | 11.00               |                             | 169 | 188 | 185 | 230 | 1.56               |
| MASS  |                 |                   |                     |                             | 162 | 170 | 172 |     | 1.56               |
| MICH  | 8.80            | 14.50             | 13.00               | 160                         | 170 |     |     | 255 | 1.49               |
| MINN  | 9.40            | 14.10             | 10.90               | 146                         | 147 |     |     | 230 | 1.62               |
| MISS  | 10.00           | 14.00             | 10.00               |                             | 162 | 167 | 172 | 205 | 1.69               |
| MO    | 8.40            | 13.50             | 9.90                | 157                         | 161 |     |     | 215 | 1.57               |
| MONT  | 9.50            | 16.00             | 11.00               | 150                         | 158 |     |     |     |                    |
| NEBR  | 9.80            | 13.50             | 9.70                | 153                         | 158 |     |     | 225 | 1.58               |
| NEV   |                 |                   | 9.20                | 165                         | 185 |     |     |     |                    |
| N H   |                 |                   |                     |                             | 167 | 174 | 176 |     |                    |
| N J   | 9.30            | 14.50             |                     |                             | 166 | 173 | 174 | 250 | 1.64               |
| N MEX | 11.50           | 15.50             | 11.50               | 184                         | 185 |     |     | 188 |                    |
| N Y   | 9.40            | 13.50             | 10.50               |                             | 167 | 172 | 177 | 198 | 1.54               |
| N C   | 9.40            | 13.90             | 11.50               |                             | 163 | 167 | 178 | 220 | 1.64               |
| N DAK | 8.90            | 14.50             | 9.60                | 150                         | 160 |     |     | 215 | 1.46               |
| OHIO  | 9.50            | 14.50             | 12.00               |                             | 170 | 180 | 190 | 260 | 1.54               |
| OKLA  | 9.40            | 13.40             | 10.50               | 157                         | 171 |     |     | 215 | 1.63               |
| OREG  | 9.70            | 14.00             | 11.00               | 160                         | 165 |     |     | 230 | 1.58               |
| PA    | 8.90            | 13.80             | 11.00               |                             | 171 | 179 | 182 | 235 | 1.59               |
| R I   |                 |                   |                     |                             | 162 |     |     |     |                    |
| S C   | 9.10            | 13.70             | 11.50               |                             | 170 | 175 | 180 | 225 |                    |
| S DAK | 9.20            | 14.00             | 11.00               | 160                         | 165 |     |     | 245 | 1.40               |
| TENN  | 9.40            | 13.50             | 11.00               |                             | 173 | 175 | 178 | 220 | 1.50               |
| TEX   | 9.70            | 15.00             | 9.70                | 165                         | 170 |     |     | 200 | 1.64               |
| UTAH  |                 |                   | 9.50                | 139                         | 143 |     |     | 170 | 1.75               |
| VT    |                 |                   |                     |                             | 167 | 174 | 176 |     | 1.63               |
| VA    | 9.60            | 14.00             | 11.50               |                             | 175 | 194 | 186 | 230 | 1.46               |
| WASH  |                 |                   | 8.90                | 155                         | 162 |     |     | 230 | 1.53               |
| W VA  |                 |                   | 12.00               |                             | 186 | 199 | 196 | 240 |                    |
| WIS   | 9.40            | 14.60             | 11.60               | 151                         | 160 |     |     | 245 | 1.54               |
| WYO   |                 |                   | 9.90                | 158                         | 165 |     |     |     |                    |
| U S   | 9.48            | 14.00             | 10.30               | 151                         | 162 | 177 | 179 | 233 | 1.58               |

1/ NUMBER OF POUNDS OF 16 PERCENT MIXED DAIRY FEED EQUAL IN VALUE TO ONE POUND OF MILK SOLD TO PLANTS.  
 2/ ARIZ BASED ON 14 PERCENT MIXED DAIRY FEED.

FEED: AVERAGE PRICE PER TON PAID BY FARMERS FOR POULTRY FEED  
AND POULTRY FEED RATIOS, BY STATES, NOVEMBER 15, 1979

| STATE | POULTRY FEED, PER TON |                |                   |                  | POULTRY PRICE RATIOS 1/ |                 |                |
|-------|-----------------------|----------------|-------------------|------------------|-------------------------|-----------------|----------------|
|       | CHICK<br>STARTER      | LAYING<br>FEED | BROILER<br>GROWER | TURKEY<br>GROWER | EGG<br>FEED             | BROILER<br>FEED | TURKEY<br>FEED |
|       | DOLLARS               |                |                   |                  | POUNDS                  |                 |                |
| ALA   | 196                   | 171            | 197               |                  | 7.3                     | 2.3             |                |
| ARIZ  |                       | 170            |                   |                  |                         |                 |                |
| ARK   | 182                   | 168            | 177               | 185              | 7.3                     | 2.8             | 4.8            |
| CALIF | 176                   | 149            | 165               | 183              | 6.8                     | 3.9             | 5.0            |
| COLO  |                       | 205            |                   | 230              |                         |                 |                |
| CONN  |                       | 160            |                   |                  | 9.9                     |                 |                |
| DEL   | 205                   | 185            | 205               | 205              |                         | 2.5             |                |
| FLA   | 210                   | 187            | 210               |                  | 5.3                     | 2.2             |                |
| GA    | 181                   | 155            | 189               | 205              | 8.2                     | 2.5             | 4.5            |
| HAW   |                       | 2.5            |                   |                  |                         |                 |                |
| IDAHO |                       | 179            |                   |                  |                         |                 |                |
| ILL   | 215                   | 205            |                   | 210              | 5.7                     |                 | 4.0            |
| IND   | 205                   | 167            | 192               | 190              | 6.6                     |                 | 4.9            |
| IOWA  | 210                   | 175            |                   | 215              | 5.1                     |                 | 4.4            |
| KANS  |                       | 183            |                   |                  | 5.3                     |                 |                |
| KY    | 215                   | 181            |                   |                  | 6.2                     |                 |                |
| LA    | 195                   | 174            | 193               |                  | 8.1                     | 2.5             |                |
| MAINE | 195                   | 160            | 200               |                  | 8.8                     | 2.3             |                |
| MD    | 205                   | 185            | 205               |                  |                         | 2.5             |                |
| MASS  |                       | 160            |                   |                  | 9.4                     |                 |                |
| MICH  | 210                   | 177            |                   | 240              | 5.8                     |                 | 4.1            |
| MINN  | 210                   | 183            | 179               | 182              | 5.3                     |                 | 4.9            |
| MISS  | 200                   | 172            | 210               |                  | 8.0                     | 2.4             |                |
| MO    | 190                   | 169            | 179               | 191              | 6.4                     |                 | 5.1            |
| MONT  |                       | 200            |                   |                  |                         |                 |                |
| NEBR  |                       | 191            |                   | 225              | 4.5                     |                 | 4.4            |
| NEV   |                       |                |                   |                  |                         |                 |                |
| N H   |                       | 160            |                   |                  |                         |                 |                |
| N J   |                       | 162            |                   |                  | 7.7                     |                 |                |
| N MEX |                       | 205            |                   |                  |                         |                 |                |
| N Y   |                       | 170            |                   | 215              | 6.6                     |                 |                |
| N C   | 196                   | 172            | 185               | 210              | 8.0                     | 2.5             | 4.4            |
| N DAK |                       | 197            |                   | 200              |                         |                 |                |
| OHIO  | 200                   | 170            | 180               | 180              | 5.8                     |                 | 5.1            |
| OKLA  | 205                   | 185            | 205               | 245              |                         | 2.4             |                |
| OREG  | 200                   | 178            | 210               | 215              | 6.2                     |                 | 4.2            |
| PA    | 199                   | 174            | 193               | 205              | 5.9                     | 2.7             | 4.4            |
| R I   |                       | 160            |                   |                  |                         |                 |                |
| S C   | 210                   | 179            | 205               | 220              | 6.3                     | 2.2             | 3.9            |
| S DAK |                       | 188            |                   | 200              | 3.8                     |                 | 4.1            |
| TENN  | 205                   | 183            | 182               |                  | 6.3                     | 2.6             |                |
| TEX   | 210                   | 175            | 210               | 260              | 7.8                     | 2.5             | 3.5            |
| UTAH  |                       | 165            |                   | 199              |                         |                 | 5.1            |
| VT    |                       | 160            |                   |                  |                         |                 |                |
| VA    | 205                   | 182            | 200               | 215              | 7.7                     | 2.3             | 4.0            |
| WASH  | 197                   | 182            | 205               | 184              | 5.7                     |                 |                |
| W VA  |                       | 184            | 195               | 210              |                         |                 |                |
| WIS   | 220                   | 180            | 199               | 230              | 5.9                     |                 | 3.8            |
| WYO   |                       |                |                   |                  |                         |                 |                |
| U S   | 194                   | 171            | 193               | 203              | 6.7                     | 2.5             | 4.5            |

1/ NUMBER OF POUNDS OF LAYING FEED, EQUIVALENT IN VALUE TO ONE DOZEN EGGS, NUMBER OF POUNDS BROILER BROILER GROWER EQUAL IN VALUE TO ONE POUND OF BROILER LIVE WEIGHT, AND NUMBER OF POUNDS TURKEY GROWER EQUAL IN VALUE TO ONE POUND OF TURKEY LIVE WEIGHT.

GASOLINE AND DIESEL FUEL: AVERAGE PRICE PER GALLON PAID BY FARMERS,  
BY STATES, NOVEMBER 15, 1979

| STATE               | GASOLINE                 |                               | DIESEL FUEL |
|---------------------|--------------------------|-------------------------------|-------------|
|                     | SERVICE STATION UNLEADED | BULK DELIVERY LEADED, REGULAR |             |
| D O L L A R S       |                          |                               |             |
| ALA                 | .980                     | .900                          | .790        |
| ARIZ                | 1.00                     | .920                          | .800        |
| ARK                 | .970                     | .910                          | .790        |
| CALIF               | 1.03                     | .930                          | .840        |
| COLO                | 1.03                     | .930                          | .820        |
| CONN <sup>1/</sup>  | 1.02                     | .950                          | .870        |
| DEL <sup>2/</sup>   | .990                     | .950                          | .900        |
| FLA                 | 1.02                     | .960                          | .940        |
| GA                  | 1.00                     | .880                          | .860        |
| HAW                 | 1.13                     | .920                          | .800        |
| IDAHO               | 1.03                     | .940                          | .800        |
| ILL                 | 1.08                     | .970                          | .910        |
| IND                 | 1.07                     | .930                          | .830        |
| IOWA                | 1.05                     | .960                          | .870        |
| KANS                | 1.03                     | .950                          | .850        |
| KY                  | 1.00                     | .920                          | .790        |
| LA                  | 1.02                     | .860                          | .790        |
| MAINE <sup>1/</sup> | 1.02                     | .950                          | .870        |
| MD <sup>2/</sup>    | .990                     | .950                          | .900        |
| MASS <sup>1/</sup>  | 1.02                     | .950                          | .870        |
| MICH                | 1.06                     | .970                          | .870        |
| MINN                | 1.05                     | .980                          | .870        |
| MISS                | 1.04                     | .950                          | .900        |
| MO                  | .990                     | .940                          | .840        |
| MONT                | 1.02                     | .950                          | .830        |
| NEBR                | 1.04                     | .970                          | .840        |
| NEV                 | 1.07                     | .980                          | .840        |
| N H <sup>1/</sup>   | 1.02                     | .950                          | .870        |
| N J                 | 1.00                     | .920                          | .830        |
| N MEX               | .960                     | .880                          | .790        |
| N Y                 | 1.05                     | .980                          | .860        |
| N C                 | .970                     | .910                          | .870        |
| N DAK               | 1.04                     | .950                          | .870        |
| OHIO                | 1.01                     | .960                          | .870        |
| OKLA                | 1.01                     | .930                          | .890        |
| OREG                | 1.00                     | .920                          | .790        |
| PA                  | .990                     | .940                          | .850        |
| R I <sup>1/</sup>   | 1.02                     | .950                          | .870        |
| S C                 | 1.00                     | .910                          | .830        |
| S DAK               | 1.04                     | .960                          | .840        |
| TENN                | .980                     | .910                          | .840        |
| TEX                 | .980                     | .880                          | .790        |
| UTAH                | 1.02                     | .970                          | .920        |
| VT <sup>1/</sup>    | 1.02                     | .950                          | .870        |
| VA                  | .980                     | .910                          | .820        |
| WASH                | 1.04                     | .950                          | .780        |
| W VA                | 1.05                     | 1.01                          | 1.00        |
| WIS                 | 1.01                     | .950                          | .870        |
| WYO                 | 1.05                     | .960                          | .880        |
| U S                 | 1.02                     | .937                          | .837        |

<sup>1/</sup> AVERAGE PRICE N ENG STATES. <sup>2/</sup> AVERAGE PRICE DEL AND MD.

NEW AUTOMOBILES AND TRUCKS: AVERAGE PRICES PAID BY FARMERS, UNITED STATES,  
NOVEMBER 15, 1979, WITH COMPARISONS

| COMMODITY                        | 1977  |       | 1978   |        | 1979   |        |
|----------------------------------|-------|-------|--------|--------|--------|--------|
|                                  | MAY   | NOV   | MAY    | NOV    | MAY    | NOV    |
|                                  | 15    | 15    | 15     | 15     | 15     | 15     |
| D O L L A R S                    |       |       |        |        |        |        |
| <u>AUTOMOBILES, 4-DOOR SEDAN</u> |       |       |        |        |        |        |
| COMPACT 1/                       |       | 5,220 | 5,310  | 5,600  | 6,040  | 6,540  |
| INTERMEDIATE 2/                  | 5,520 | 5,910 | 5,970  | 6,360  | 6,690  | 6,930  |
| LOW PRICED STANDARD 3/           | 5,940 |       |        |        |        |        |
| MEDIUM PRICED STANDARD 4/        | 6,350 |       |        |        |        |        |
| STANDARD 5/                      |       | 6,540 | 6,640  | 7,100  | 7,460  | 7,740  |
| <u>TRUCKS</u>                    |       |       |        |        |        |        |
| 3/4 TON, PICKUP 6/               | 5,650 | 5,940 | 6,080  | 6,530  | 6,930  | 7,110  |
| 1 1/2-2 TON, CAB AND CHASSIS 7/  | 8,870 | 9,490 | 10,000 | 11,000 | 11,800 | 12,900 |

- 1/ INCLUDES CHEVROLET CITATION (NOVA PRIOR TO 1979), FORD GRANADA, AND PLYMOUTH VOLARE.  
2/ INCLUDES CHEVROLET MALIBU CLASSIC AND DODGE DIPLOMAT; INCLUDES CHEVROLET MALIBU CLASSIC AND FORD LTD II PRIOR TO NOVEMBER 1979; ALSO INCLUDES PLYMOUTH FURY PRIOR TO NOVEMBER 1978.  
3/ INCLUDES CHEVROLET IMPALA, FORD LTD AND PLYMOUTH GRAN FURY BROUGHAM.  
4/ INCLUDES PONTIAC CATALINA AND BUICK LESABRE.  
5/ INCLUDES CHEVROLET IMPALA, FORD LTD, AND BUICK SESABRE LIMITED (BUICK LESABRE CUSTOM PRIOR TO NOVEMBER 1978).  
6/ -INCLUDES FORD, CHEVROLET AND DODGE.  
7/ INCLUDES FORD AND CHEVROLET.

LIVESTOCK: AVERAGE PRICES PAID BY FARMERS, UNITED STATES,  
NOVEMBER 15, 1979, WITH COMPARISONS

| COMMODITY                    | UNIT    | 1978          |       |       | 1979  |       |       |
|------------------------------|---------|---------------|-------|-------|-------|-------|-------|
|                              |         | SEP           | OCT   | NOV   | SEP   | OCT   | NOV   |
|                              |         | D O L L A R S |       |       |       |       |       |
| <u>FEEDERS AND STOCKERS:</u> |         |               |       |       |       |       |       |
| CATTLE AND CALVES            | CWT     | 59.50         | 62.00 | 60.00 | 74.00 | 74.00 | 74.00 |
| PIGS 1/                      | "       | 110           | 106   | 102   | 66.00 | 54.00 | 56.00 |
| BABY CHICKS                  | PER 100 | 16.50         | 16.40 | 16.40 | 2/    |       |       |
| BROILER CHICKS               | "       |               |       |       | 15.00 | 15.30 | 15.20 |
| EGG-TYPE CHICKS              | "       |               |       |       | 42.00 | 42.00 | 42.00 |
| TURKEY POULTS                | EACH    | .740          | .750  | .741  | .782  | .791  | .791  |
| INDEX NUMBERS (1967=100)     |         |               |       |       |       |       |       |
| ALL LIVESTOCK                | PCT     | 239           | 247   | 241   | 290   | 288   | 289   |

- 1/ BASED ON DATA DERIVED FROM REPORTS FROM FARMERS IN 14 STATES IN FEB, MAY, AUG, NOV, ON PRICES PAID FOR FEEDER PIGS AVERAGING 40-60 LBS. PRIOR TO 1979 PRICES WERE BASED ON REPORTS RECEIVED FROM 27 STATES FOR THE MONTHS OF JAN, APR, JUL AND OCT.  
2/ BEGINNING JAN 1979 THE ALL BABY CHICK PRICE IS DISCONTINUED. BROILER-TYPE AND EGG-TYPE CHICKS ARE ESTIMATED SEPARATELY AND WILL REPLACE THE ALL BABY CHICK PRICE.



FARM SUPPLIES AND MARKETING CONTAINERS: AVERAGE PRICES PAID BY FARMERS, UNITED STATES,  
NOVEMBER 15, 1979, WITH COMPARISONS

| COMMODITY AND UNIT   | 1978      | 1979      |           |
|--|-----------|-----------|-----------|
|  | NOV<br>15 | AUG<br>15 | NOV<br>15 |
| D O L L A R S  |           |           |           |
| <u>FARM SUPPLIES</u>   |           |           |           |
| PLASTIC TUBING, 1/2 INCH, I.D., PER FOOT                               | .214      |           | .231      |
| BARBED WIRE, GALVANIZED, 12½ GAUGE:                                    |           |           |           |
| 2 POINT, PER 80 ROD SPOOL  | 28.50     | 30.90     | 31.30     |
| 4 POINT, PER 80 ROD SPOOL  | 31.60     | 34.40     | 34.80     |
| FIELD AND STOCK FENCE, 6" STAY WIRE SP., 12½ GAUGE:                    |           |           |           |
| 32 INCHES HIGH, PER 20 ROD ROLL  | 61.70     | 68.20     | 70.30     |
| 39 INCHES HIGH, PER 20 ROD ROLL  | 71.30     | 78.20     | 79.90     |
| POSTS, LINE FENCE, STEEL, EACH   | 2.45      | 2.62      | 2.67      |
| STAPLES, FENCE, PER POUND  | .554      |           | .606      |
| MILK PAILS, HEAVY TIN-PLATED, 12 QUART, EACH                           | 5.37      | 5.69      | 5.75      |
| PITCH FORKS, 4 TINE, EACH  | 12.80     |           | 14.40     |
| SHOVELS, ALUMINUM SCOOP, EACH  | 16.80     | 18.20     | 18.90     |
| NAIL HAMMERS, 16 OZ. HEAD, WITH HANDLE, EACH                           | 8.94      |           | 9.77      |
| ADJUSTABLE END WRENCH, 10-INCH, EACH                                   | 7.84      | 8.57      | 8.79      |
| GREASE GUN, HAND PRESSURE, 1 POUND CAPACITY, EACH                      | 7.20      |           | 7.87      |
| CHAIN SAW, GASOLINE, 20-INCH, EACH                                     | 264       | 267       | 280       |
| ACETYLENE WELDER OUTFITS, COMPLETE, EACH                               | 183       |           | 196       |
| MANILA ROPE, ½ INCH, PER 100 FEET                                      | 18.90     | 19.70     | 20.80     |
| ELECTRIC CABLE, INDOOR, NON-METALLIC SHEATHED,<br>2 WIRE, PER 100 FEET | 13.90     |           | 16.90     |
| NAILS, 8D, COMMON, PER POUND   | .510      | .543      | .557      |
| BALER TWINE, PER 40 LB. BALE   | 15.10     | 17.00     | 18.20     |
| <u>MARKETING CONTAINERS</u>  |           |           |           |
| BASKETS STAVE, 1-BU., WITH COVER, NEW, PER DOZEN                       | 12.90     | 14.20     | 14.50     |
| HAMPERS, 1-BU., WITH COVER, NEW PER 100                                | 86.40     | 91.20     | 94.00     |
| FRUIT BOX CARTONS AND BOXES, PER BOX                                   | .577      | .602      | .574      |
| LUG BOXES, PER BOX   | .760      | .792      | .707      |
| VEGETABLE CRATES AND CARTONS, EACH                                     | .673      | .766      | .788      |
| BAGS, BURLAP, 100 POUNDS, PER 100                                      | 35.40     | 41.30     | 47.50     |
| BAGS, PAPER, 50-POUNDS, PER 100  | 25.00     | 26.30     | 26.90     |
| BAGS, PAPER, 20-POUNDS, PER 100  | 11.30     | 12.40     | 12.50     |
| BAGS, OPEN-MESH, 50-POUNDS, PER 100                                    | 31.30     | 33.80     | 34.50     |

FUELS: AVERAGE PRICES PAID BY FARMERS, UNITED STATES,  
NOVEMBER 15, 1979, WITH COMPARISONS

| COMMODITY AND UNIT                                    | 1978      | 1979      |           |
|---|-----------|-----------|-----------|
|   | NOV<br>15 | OCT<br>15 | NOV<br>15 |
| D O L L A R S   |           |           |           |
| <u>FUELS</u>  |           |           |           |
| GASOLINE, SERVICE STATION,<br>(UNLEADED), PER GAL 1/  | .673      | 1.01      | 1.02      |
| GASOLINE, BULK DELIVERY,<br>(LEADED REGULAR), PER GAL | .618      | .923      | .937      |
| DIESEL FUEL, PER GAL                                  | .473      | .827      | .837      |
| L.P. GAS, BULK DELIVERY, PER GAL                      | .390      | .498      | .520      |

1/ GASOLINE, SERVICE STATION, (UNLEADED REGULAR), PRIOR TO JAN 1979.

INDEX OF FEATURES SPECIAL TO THIS ISSUE

PRICES RECEIVED BY FARMERS

|  | <u>PAGE</u> |
|--|-------------|
| Rice, Season Average Prices by States, United States,<br>1977 and 1978 ..... | 10          |
| 5-Month Average Wheat and Barley, June-October 1979,<br>United States .....  | 11          |

PRICES PAID BY FARMERS

|   |    |
|---|----|
| New Automobiles and Trucks: United States,<br>November 1979, with Comparisons ..... | 24 |
|---|----|

-----

-----

