

Agricultural Prices



National
Agricultural
Statistics
Service
Fact Finding
for Agriculture

United States
Department of
Agriculture

Agricultural
Statistics
Board

Washington, D.C.

RELEASED: MAY 31, 1989
3:00 P.M. ET

PRICES RECEIVED INDEX UP 4 POINTS

The May All Farm Products Index of Prices Received by Farmers increased 4 points (2.7 percent) from April to 151 percent of its January-December 1977 average, according to the Agricultural Statistics Board. Increases in the prices of hogs, oranges, potatoes, broilers, and tomatoes were partially offset by lower prices for sweet corn, eggs, lettuce, and soybeans. The index was 17 points (13 percent) above a year ago.

Broilers, potato and tomato prices were at record levels in May. Hogs increased sharply from last month. Demand for oranges was strong, sending the average price for all oranges to the highest levels since November of 1987. May cattle prices continued close to April levels. Wheat and corn prices were up slightly while soybeans were down from a month earlier.

SUMMARY TABLE

| INDEX 1977=100 | 1988 | | 1989 | |
|--|------|-------|------|-------|
| | APR | MAY | APR | MAY |
| PRICES RECEIVED | 130 | 134 | 147 | 151 |
| PRICES PAID, INTEREST, TAXES, AND FARM WAGE RATES | 168 | 2/168 | 177 | 3/177 |
| RATIO 1/ | 77 | 80 | 83 | 85 |

1/ RATIO OF INDEX OF PRICES RECEIVED BY FARMERS TO INDEX OF PRICES PAID, INTEREST, TAXES, AND FARM WAGE RATES. 2/ APRIL 1988 PRICES PAID INDEX. 3/ APRIL 1989 PRICES PAID INDEX.

* NOTICE *
* *
* Requests for a subscription order form covering all available reports *
* should be directed to ERS/NASS, P.O. Box 1608, Rockville, MD. 20850 *
* or call 800-999-6779. *
* *
* The next issue of this report will be published June 29, 1989 *

PRICE RECEIVED

The All Farm Products Index of Prices Received by Farmers for May increased 4 points (2.7 percent) from the previous month to 151 percent of its 1977 average. Compared with a year earlier, the index was up 17 points (13 percent).

ALL CROPS: The May all crops index was 145, up 3.6 percent from a month earlier and 24 percent above a year earlier.

ALL FRUIT: At 200, the all fruit index was up 20 percent from last month and 1.5 percent above a year ago. Fruit prices were up from last month with the exception of apples and strawberries which were down slightly.

POTATOES AND DRY BEANS: The index increased 23 percent from April to 255 percent of the 1977 base, and was slightly more than twice the May 1988 index. Potatoes averaged \$10.50 per cwt, up \$2.35 from a month earlier and the highest price since records began in 1909. Dry beans were down 20 cents per cwt to \$32.60 per cwt.

OIL-BEARING CROPS: At 108, the index was 1.8 percent below April but 5.9 percent above May 1988. Soybeans decreased 14 cents per bushel from April while flaxseed was down 18 cents.

COMMERCIAL VEGETABLES: The commercial vegetable index was 174, up 1.8 percent from last month and 50 percent above last May. Compared with April, higher prices for tomatoes and celery were partially offset by lower prices for sweet corn, lettuce, and onions. Most of the increase in the index can be attributed to higher prices for tomatoes--up \$10.10 from April and almost three times the May 1988 price. The high price is due to short supply created by the late winter freeze in Florida and the cold wet spring in the east.

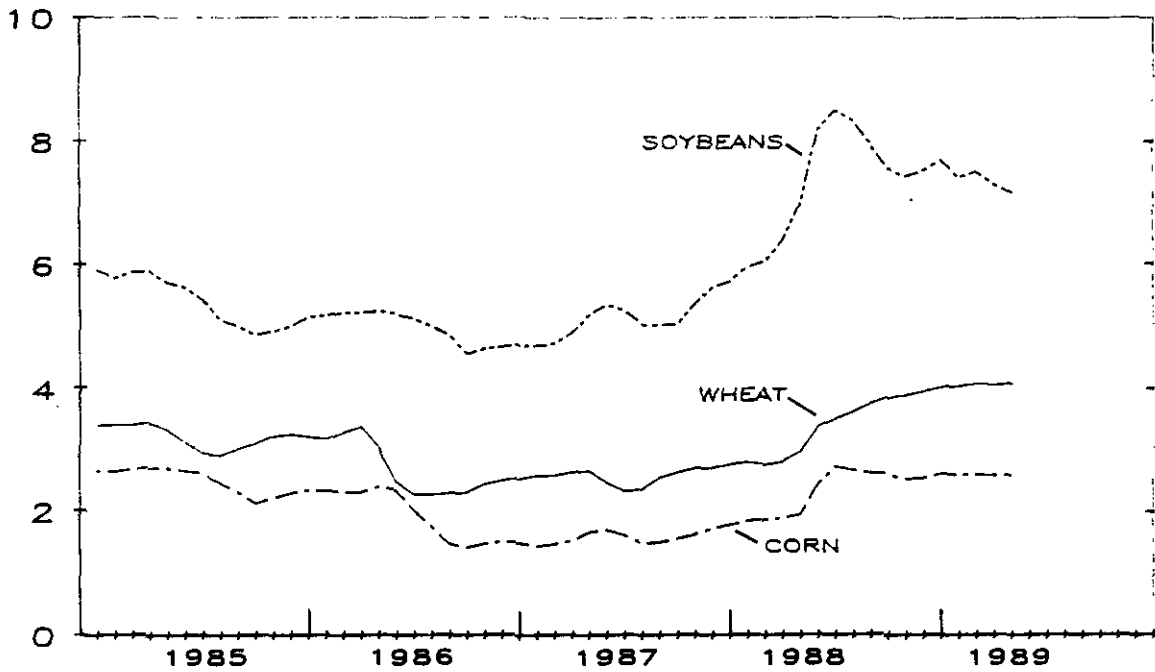
LIVESTOCK AND POULTRY: At 158, the May index was up 2.6 percent from April and 4.6 percent above May a year ago. Compared with April, higher prices for hogs and broilers more than offset lower prices for eggs and milk.

MEAT ANIMALS: The May index increased 2.4 percent from April to 174 percent of its 1977 base, but was 1.1 percent below May 1988. Barrow and gilt prices increased \$6.00 from April to \$43.50 per cwt. Sow prices averaged \$32.70 per cwt in May, an increase of \$1.80 from last month. All beef cattle prices averaged \$70.10 per cwt in May, up 10 cents from April. Calf prices averaged \$89.30 per cwt, a decrease of \$1.20 from last month.

POULTRY AND EGGS: The poultry and eggs index, at 147, was up 5.8 percent from April and 39 percent above May last year. Broiler prices averaged 45.2 cents per pound in May, up 6.3 cents from last month. Market egg prices averaged 54.3 cents per dozen for May, a decrease of 3.8 cents from April. Turkey prices increased 1.1 cents per pound in May to 43.4 cents per pound.

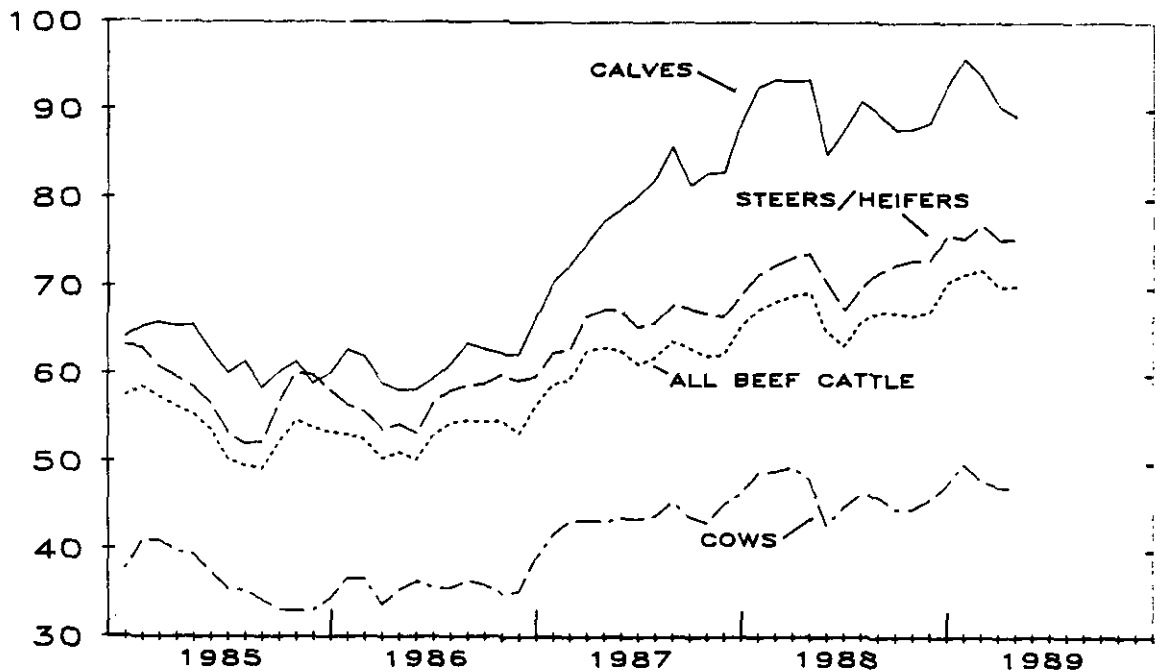
PRICES RECEIVED BY FARMERS, US

DOLLARS PER BU



PRICES RECEIVED BY FARMERS, US

DOLLARS PER CWT



INDEX NUMBERS OF PRICES RECEIVED BY FARMERS, UNITED STATES, MAY 1989,
WITH COMPARISONS

| INDEX | 1910-14=100 | | | | 1977=100 | | | | | |
|-------------------------|-------------|------|-------|------|----------|------|------|--|------|--|
| | AVERAGE: | | 1988 | | 1989 | | 1988 | | 1989 | |
| | JAN-DEC: | | MAY | | APR | | MAY | | APR | |
| | 1977 | | MAY | | APR | | MAY | | APR | |
| UNADJUSTED | | | | | | | | | | |
| ALL FARM PRODUCTS | 457 | 614 | *672 | 691 | 134 | *147 | 151 | | | |
| ALL CROPS | 433 | 507 | *604 | 625 | 117 | *140 | 145 | | | |
| FOOD GRAINS | 275 | 343 | *442 | 445 | 125 | *161 | 162 | | | |
| FEED GRAINS & HAY | 316 | 329 | *438 | 437 | 104 | *139 | 138 | | | |
| FEED GRAINS | 299 | 291 | *391 | 390 | 97 | *131 | 130 | | | |
| COTTON | 511 | 492 | *497 | 487 | 96 | 97 | 95 | | | |
| TOBACCO | 972 | 1229 | *1395 | 1395 | 126 | *144 | 144 | | | |
| OIL-BEARING CROPS | 652 | 667 | *718 | 706 | 102 | *110 | 108 | | | |
| FRUIT, ALL | 370 | 730 | *613 | 740 | 197 | 166 | 200 | | | |
| FRESH MARKET 1/ | 362 | 768 | *636 | 780 | 212 | *176 | 216 | | | |
| COMMERCIAL VEGETABLES | 498 | 576 | *851 | 869 | 116 | *171 | 174 | | | |
| FRESH MARKET | 658 | 681 | *1106 | 1106 | 103 | *168 | 168 | | | |
| POTATOES & DRY BEANS | 363 | 425 | *753 | 924 | 117 | *208 | 255 | | | |
| LIVESTOCK & PRODUCTS | 481 | 726 | 742 | 760 | 151 | 154 | 158 | | | |
| MEAT ANIMALS | 564 | 994 | *957 | 983 | 176 | *170 | 174 | | | |
| DAIRY PRODUCTS | 594 | 697 | *752 | 746 | 117 | *127 | 126 | | | |
| POULTRY & EGGS | 228 | 241 | 316 | 335 | 106 | 139 | 147 | | | |
| FOOD COMMODITIES | | | | | 146 | 155 | 162 | | | |
| SEASONALLY ADJUSTED | | | | | | | | | | |
| FRESH MARKET FRUIT 1/ | 352 | 790 | *748 | 801 | 224 | *212 | 227 | | | |
| FRESH MARKET VEGETABLES | 663 | 640 | *1000 | 1035 | 97 | *151 | 156 | | | |
| POTATOES & DRY BEANS | 365 | 379 | *730 | 807 | 104 | *200 | 221 | | | |
| DAIRY PRODUCTS | 594 | 719 | *768 | 769 | 121 | *129 | 129 | | | |
| POULTRY & EGGS | 228 | 253 | 336 | 353 | 111 | 147 | 155 | | | |

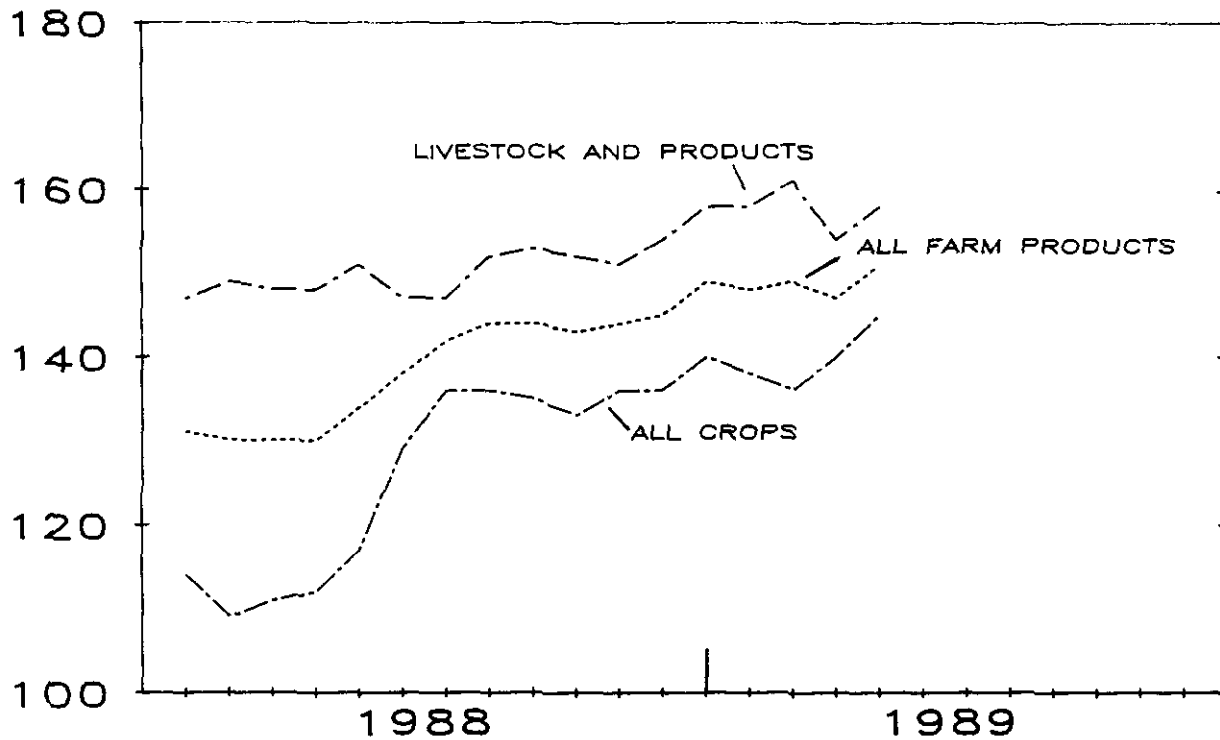
1/ FRESH MARKET FOR NON-CITRUS. FRESH MARKET AND PROCESSING FOR CITRUS.
* REVISED.

SELECTED INDEX NUMBERS FOR PRICES RECEIVED AND PAID BY FARMERS,
1977=100, BY MONTHS, UNITED STATES, 1988 AND 1989

| MONTH | INDEX OF PRICES RECEIVED | | | | | | INDEX OF PRICES PAID | | | |
|-------|--------------------------|------|-----------|------|------------------------|------|---|------|------------------|------|
| | ALL FARM PRODUCTS | | ALL CROPS | | LIVESTOCK AND PRODUCTS | | COMM, SERVICES, INT., TAXES, WAGE RATES | | PRODUCTION ITEMS | |
| | 1988 | 1989 | 1988 | 1989 | 1988 | 1989 | 1988 | 1989 | 1988 | 1989 |
| | JAN | 131 | 149 | 114 | 140 | 147 | 158 | 165 | 175 | 152 |
| FEB | 130 | 148 | 109 | 138 | 149 | 158 | | | | |
| MAR | 130 | 149 | 111 | 136 | 148 | 161 | | | | |
| APR | 130 | 147 | 112 | 140 | 148 | 154 | 168 | 177 | 155 | 165 |
| MAY | 134 | 151 | 117 | 145 | 151 | 158 | | | | |
| JUN | 138 | | 129 | | 147 | | | | | |
| JUL | 142 | | 136 | | 147 | | 172 | | 159 | |
| AUG | 144 | | 136 | | 152 | | | | | |
| SEP | 144 | | 135 | | 153 | | | | | |
| OCT | 143 | | 133 | | 152 | | 173 | | 162 | |
| NOV | 144 | | 136 | | 151 | | | | | |
| DEC | 145 | | 136 | | 154 | | | | | |

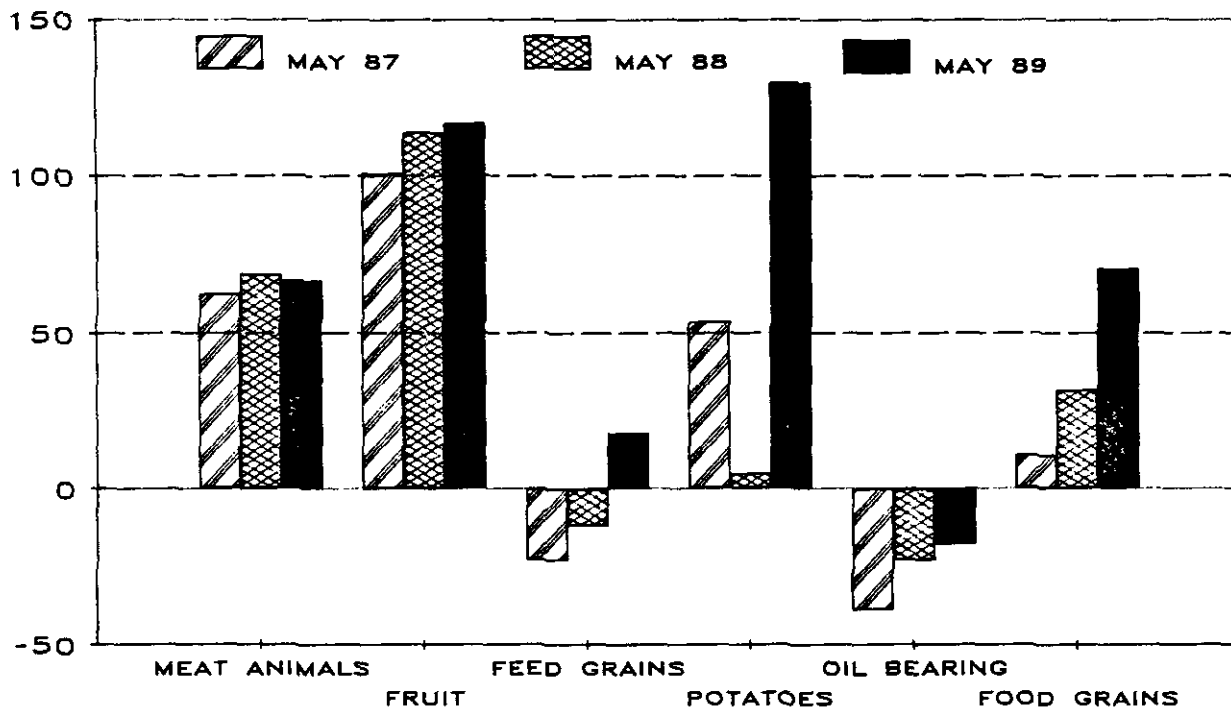
INDEX OF PRICES RECEIVED BY FARMERS, US

INDEX VALUES(1977=100)



PRICES RECEIVED INDEX COMPARISONS

PERCENT CHANGE FROM MAY 1977



PRICES RECEIVED BY FARMERS, UNITED STATES,
MAY 1989, WITH COMPARISONS

| COMMODITY | UNIT | AVERAGE | ENTIRE MONTH | | PRELIMINARY |
|------------------------|------|-------------------|--------------|-------------|-------------|
| | | JAN - DEC 1977 | MAY 1988 | APR 1989 | MAY 1989 |
| DOLLARS | | | | | |
| FIELD CROPS | | | | | |
| BARLEY, ALL | BU | 1.91 | 1.77 | 2.74 | 2.67 |
| FEED | BU | | 1.76 | 2.32 | 2.34 |
| MALTING | BU | | 1.79 | 3.16 | 3.11 |
| BEANS, DRY EDIBLE | CWT | 17.60 | 18.30 | 32.80 | 32.60 |
| CORN | BU | 2.03 | 1.94 | 2.56 | 2.58 |
| COTTON, AMER UPLAND | LB | .605 | .583 | .589 | .577 |
| COTTONSEED | TON | 79.70 | | | |
| FLAXSEED | BU | 5.78 | 4.19 | 7.78 | 7.60 |
| HAY, ALL, BALED 1/ | TON | 57.10 | 81.10 | 104.00 | 104.00 |
| ALFALFA | TON | | 85.50 | 110.00 | 108.00 |
| OTHER | TON | | 57.50 | 77.50 | 77.20 |
| OATS | BU | 1.29 | 1.84 | 2.24 | 2.11 |
| PEANUTS, IN-SHELL | LB | .208 | | | |
| POTATOES | CWT | 3.78 | 4.62 | 8.15 | 10.50 |
| RICE, ROUGH | CWT | 7.94 | 7.97 | 6.66 | 6.53 |
| SORGHUM GRAIN | CWT | 3.11 | 2.90 | 4.16 | 4.06 |
| SOYBEANS | BU | 6.82 | 6.98 | 7.29 | 7.15 |
| SUNFLOWER 2/ | CWT | | 9.03 | 11.40 | 11.60 |
| TOBACCO | LB | 1.141 | | 1.605 | |
| WHEAT, ALL | BU | 2.29 | 2.97 | 4.03 | 4.07 |
| WINTER | BU | 2.25 | 2.90 | 4.13 | 4.06 |
| DURUM | BU | | 3.40 | 3.78 | 4.19 |
| OTHER SPRING | BU | 2.42 | 2.95 | 3.96 | 4.06 |
| HARD RED | BU | | 2.90 | 4.01 | |
| SOFT RED | BU | | 3.08 | 3.98 | |
| WHITE | BU | | 3.09 | 4.40 | |
| FRUIT | | | | | |
| CITRUS (EQUIV ON-TREE) | | | | | |
| GRAPEFRUIT | BOX | 1.66 | 4.53 | 3.28 | 4.05 |
| LEMONS | BOX | 2.18 | 8.01 | 5.39 | 9.10 |
| LIMES | BOX | 34.42 | 6.80 | 13.80 | 5.90 |
| ORANGES | BOX | 2.78 | 8.25 | 6.64 | 8.52 |
| TANGELOS | BOX | 3.68 | | | |
| TANGERINES | BOX | 3.18 | 4.28 | 11.57 | 9.34 |
| TEMPLES | BOX | 1.17 | | 4.20 | |
| NON-CITRUS | | | | | |
| APPLES, FRESH 3/ | LB | .120 | .109 | .146 | .141 |
| PEACHES, FRESH 3/ | LB | .147 | .354 | | .310 |
| PEARS, FRESH 3/ | TON | 145.00 | 437.00 | 290.00 | 448.00 |
| STRAWBERRIES, FRESH | LB | .433 | .499 | .441 | .301 |

1/ MID-MONTH PRICE.

2/ THREE-STATE (MINN, N DAK, AND S DAK) AVERAGE.

3/ EQUIVALENT PACKINGHOUSE-DOOR RETURNS FOR CALIF, N Y (APPLES ONLY), OREG, AND WASH. PRICES AS SOLD FOR OTHER STATES.

PRICES RECEIVED BY FARMERS, UNITED STATES,
MAY 1989, WITH COMPARISONS (CON'T)

| COMMODITY | UNIT | AVERAGE | ENTIRE MONTH | | PRELIMINARY |
|---------------------------------|------|-------------------|--------------|-------------|-------------|
| | | JAN - DEC 1977 | MAY 1988 | APR 1989 | MAY 1989 |
| DOLLARS | | | | | |
| VEGETABLES, FRESH 1/ | | | | | |
| ASPARAGUS | CWT | 52.00 | 56.30 | 52.70 | 55.50 |
| BROCCOLI | CWT | 19.90 | 13.10 | 21.20 | 19.60 |
| CARROTS | CWT | 11.40 | 13.40 | 15.20 | 16.50 |
| CAULIFLOWER | CWT | 23.40 | 21.40 | 31.10 | 22.70 |
| CELERY | CWT | 8.76 | 13.70 | 14.90 | 20.40 |
| CORN, SWEET | CWT | 9.14 | 11.10 | 27.30 | 15.20 |
| HONEYDEW MELONS | CWT | 11.20 | 28.50 | | |
| LETTUCE | CWT | 7.60 | 7.59 | 9.07 | 7.06 |
| ONIONS | CWT | 10.30 | 8.85 | 10.90 | 9.00 |
| TOMATOES | CWT | 23.40 | 23.00 | 55.80 | 65.90 |
| LIVESTOCK | | | | | |
| CALVES | CWT | 36.80 | 93.40 | 90.50 | 89.30 |
| CATTLE, ALL BEEF | CWT | 34.50 | 69.30 | 70.00 | 70.10 |
| COWS | CWT | 24.40 | 47.90 | 47.10 | 47.00 |
| STEERS & HEIFERS | CWT | 37.30 | 73.80 | 75.30 | 75.50 |
| MILK COWS 2/ | HEAD | 504.00 | | 1030.00 | |
| HOGS, ALL | CWT | 40.10 | 46.30 | 36.90 | 42.70 |
| BARROWS & GILTS | CWT | | 47.10 | 37.50 | 43.50 |
| SOWS | CWT | | 36.30 | 30.90 | 32.70 |
| LAMBS | CWT | 51.40 | 72.60 | 75.20 | 73.50 |
| SHEEP | CWT | 13.50 | 23.90 | 25.40 | 23.40 |
| WOOL 3/ | LB | .714 | 1.66 | 1.35 | 1.39 |
| DAIRY AND POULTRY | | | | | |
| MILK, ALL 4/ | CWT | 9.71 | 11.40 | 12.30 | 5/12.20 |
| FLUID GRADE | CWT | 9.94 | 11.50 | 12.50 | 5/12.30 |
| MFG GRADE | CWT | 8.71 | 10.40 | 11.20 | 5/11.20 |
| BROILERS, LIVE | LB | .235 | .337 | .389 | .452 |
| EGGS, ALL 6/ | DOZ | .541 | .440 | .653 | .620 |
| MARKET 6/7/ | DOZ | | .330 | .581 | .543 |
| TURKEYS, LIVE 6/ | LB | .348 | .298 | .423 | .434 |
| ADJUSTED FOR SEASONAL VARIATION | | | | | |
| EGGS, ALL | DOZ | .545 | .478 | .680 | .681 |
| MILK, ALL 4/ | CWT | 9.71 | 11.75 | 12.55 | 12.58 |

- 1/ F.O.B. SHIPPING POINT. CURRENT MONTH PRICES ARE FOR FIRST HALF OF MONTH.
2/ ANIMALS SOLD FOR DAIRY HERD REPLACEMENT ONLY. PRICES AVAILABLE FOR JAN, APR, JUL, AND OCT.
3/ AVERAGE LOCAL PRICE, EXCLUDING INCENTIVE PAYMENTS.
4/ BEFORE DEDUCTIONS FOR HAULING AND GOVERNMENT WITHOLDING, BUT INCLUDES BULK TANK, QUANTITY, AND OTHER PREMIUMS. EXCLUDES HAULING SUBSIDIES.
5/ FAT TEST PERCENT: ALL MILK 3.61, FLUID MILK 3.61, MFG GRADE 3.66.
6/ MID-MONTH PRICE.
7/ INCLUDES EGGS SOLD RETAIL BY THE PRODUCER.

UNITED STATES PARITY PRICES FOR FARM PRODUCTS AND AVERAGE PRICES RECEIVED AS PERCENT OF PARITY PRICES BASED ON DATA FOR MAY 1989, WITH COMPARISONS 1/

| COMMODITY AND UNIT | ADJUSTED BASE PRICES | PARITY PRICES BASED ON DATA FOR | | | PRICES AS PERCENT OF PARITY | | |
|--|----------------------------|------------------------------------|-------------|-------------|--------------------------------|-------------|-------------|
| | | MAY 1988 | APR 1989 | MAY 1989 | MAY 1988 | APR 1989 | MAY 1989 |
| DOLLARS | | | | | | | |
| BASIC COMMODITIES | | | | | | | |
| ALL WHEAT, BU | .620 | 7.07 | 7.56 | 7.56 | 42 | 53 | 54 |
| RICE, CWT | 1.70 | 19.50 | 20.70 | 20.70 | 41 | 32 | 32 |
| CORN, BU | .438 | 5.00 | 5.34 | 5.34 | 39 | 48 | 48 |
| COTTON, LB | | | | | | | |
| AMERICAN UPLAND | .113 | 1.30 | 1.38 | 1.38 | 45 | 43 | 42 |
| EXTRA LONG STAPLE | .163 | 1.86 | 1.99 | 1.99 | | | |
| PEANUTS, LB | .0413 | .477 | .504 | .504 | | | |
| TOBACCO, BY TYPE, LB | | | | | | | |
| FLUE-CURED, 11-14 | .261 | 3.05 | 3.18 | 3.18 | | | |
| VA FIRE-CURED, 21 | .202 | 2.28 | 2.46 | 2.46 | | | |
| KY-TENN FIRE-CURED, 22-23 | .250 | 2.78 | 3.05 | 3.05 | | | |
| BURLEY, 31 | .268 | 3.10 | 3.27 | 3.27 | | | |
| MARYLAND, 32 | .212 | 2.52 | 2.59 | 2.59 | | 62 | |
| DARK AIR-CURED, 35-36 | .210 | 2.34 | 2.56 | 2.56 | | | |
| SUN-CURED, 37 | .183 | 2.07 | 2.23 | 2.23 | | | |
| PA SEEDLEAF, 41 | .124 | 1.45 | 1.51 | 1.51 | | | |
| CIGAR FILLER & BINDER, 42-44, 53-55 | .170 | 1.98 | 2.07 | 2.07 | | | |
| PUERTO RICAN FILLER, 46 | .173 | 1.98 | 2.11 | 2.11 | | | |
| CIGAR BINDER, 51-52 | .277 | 3.22 | 3.38 | 3.38 | | | |
| DESIGNATED NONBASIC | | | | | | | |
| ALL MILK, SOLD TO PLANTS, PER CWT | 2.07 | 24.20 | 25.30 | 25.30 | 2/49 | 2/50 | 2/50 |
| HONEY, EXTRACTED, LB | 3/.0949 | 1.12 | 1.16 | 1.16 | | | |
| WOOL AND MOHAIR | | | | | | | |
| WOOL, LB | .247 | 2.78 | 3.01 | 3.01 | 4/60 | 4/45 | 4/46 |
| MOHAIR, LB | .723 | 8.55 | 8.82 | 8.82 | | | |
| OTHER NONBASIC | | | | | | | |
| BARLEY, BU | .389 | 4.49 | 4.75 | 4.75 | 39 | 58 | 56 |
| COTTONSEED, TON | 16.50 | 193.00 | 201.00 | 201.00 | | | |
| DRY EDIBLE BEANS, CWT | 3.29 | 38.10 | 40.10 | 40.10 | 48 | 82 | 81 |
| FLAXSEED, BU | .918 | 10.70 | 11.20 | 11.20 | 39 | 69 | 68 |
| OATS, BU | .258 | 2.84 | 3.15 | 3.15 | 65 | 71 | 67 |
| POTATOES, CWT | .804 | 9.14 | 9.81 | 9.81 | 51 | 83 | 107 |
| RYE, BU | .353 | 4.05 | 4.31 | 4.31 | | | |
| SORGHUM GRAIN, CWT | .734 | 8.52 | 8.95 | 8.95 | 34 | 46 | 45 |
| SOYBEANS, BU | 1.00 | 11.70 | 12.20 | 12.20 | 60 | 60 | 59 |
| SWEETPOTATOES, CWT | 2.10 | 24.90 | 25.60 | 25.60 | | | |
| APPLES, FRESH, LB 5/ CITRUS (EQUIV ON-TREE), BOX: | .0252 | .297 | .307 | .307 | 37 | 48 | 46 |
| GRAPEFRUIT | .556 | 5.86 | 6.78 | 6.78 | 77 | 48 | 60 |
| LEMONS | .666 | 7.02 | 8.13 | 8.13 | 114 | 66 | 112 |
| LIMES (FLA) | 1.39 | 17.20 | 17.00 | 17.00 | 40 | 81 | 35 |
| ORANGES | .830 | 9.29 | 10.10 | 10.10 | 89 | 66 | 84 |
| TANGERINES | 1.24 | 12.80 | 15.10 | 15.10 | 33 | 77 | 62 |
| TEMPLES (FLA) | .697 | 8.02 | 8.50 | 8.50 | | 49 | |
| BEEF CATTLE, CWT | 9.50 | 109.00 | 116.00 | 116.00 | 64 | 60 | 60 |
| CALVES, CWT | 11.30 | 127.00 | 138.00 | 138.00 | 74 | 66 | 65 |
| HOGS, CWT | 7.36 | 87.60 | 89.80 | 89.80 | 53 | 41 | 48 |
| LAMBS, CWT | 10.60 | 123.00 | 129.00 | 129.00 | 59 | 58 | 57 |
| SHEEP, CWT | 3.75 | 43.20 | 45.80 | 45.80 | 55 | 55 | 51 |
| EGGS, DOZ | .0952 | 1.12 | 1.16 | 1.16 | 2/43 | 2/59 | 2/59 |
| TURKEYS, LIVE, LB | .0646 | .773 | .788 | .788 | 39 | 54 | 55 |

SEE FOOTNOTES ON PAGE 9.

PARITY PRICES BASED ON DATA FOR MAY 1989, UNITED STATES 1/

| OTHER NONBASIC COMMODITIES (CONT) | ADJ BASE PRICES | PARITY PRICES | OTHER NONBASIC COMMODITIES (CONT) | ADJ BASE PRICES | PARITY PRICES |
|-----------------------------------|-----------------|---------------|------------------------------------|-----------------|---------------|
| | DOLLARS | | | DOLLARS | |
| FIELD CROPS AND MISC COMMODITIES | | | NONCITRUS FRUIT | | |
| HOPS, LB | .263 | 3.21 | PEARS, TON | | |
| TOBACCO, LB TYPE 61 | 1.94 | 23.70 | FRESH 5/ | 45.40 | 554.00 |
| | | | DRIED, CALIF 7/ | 115.00 | 1400.00 |
| NONCITRUS FRUIT | | | PLUMS, CALIF, TON: | | |
| APPLES, TON 7/ PROCESSING | 17.20 | 210.00 | FRESH, EQUIV ON-TREE | 51.10 | 623.00 |
| APRICOTS, TON FRESH 8/ | 142.00 | 1730.00 | PRUNES, DRIED, CALIF, TON 7/ | 116.00 | 1420.00 |
| DRIED, CALIF | 319.00 | 3890.00 | PRUNES AND PLUMS, EXCL CALIF, TON: | | |
| AVOCADOS, TON 8/ | 102.00 | 1240.00 | FRESH 10/ | 57.70 | 704.00 |
| CHERRIES | | | PROCESSING 7/ EXCL DRIED | 17.30 | 211.00 |
| SWEET, TON | 111.00 | 1350.00 | | | |
| TART, LB | .0434 | .529 | TREE NUTS 11/ | | |
| CRANBERRY, BBL 6/ | 6.87 | 83.80 | ALMONDS, LB | .181 | 2.21 |
| DATES, CA, TON 8/ | 117.00 | 1430.00 | FILBERTS, TON | 127.00 | 1550.00 |
| GRAPES, TON RAISIN VARIETY | 146.00 | 1780.00 | WALNUTS, TON | 152.00 | 1850.00 |
| OTHER, DRIED | 38.50 | 470.00 | VEGETABLES, CWT 12/: | | |
| NECTARINES | | | FRESH | | |
| FRESH, CALIF, TON 8/ | 48.70 | 594.00 | CARROTS 9/ | 1.45 | 17.70 |
| OLIVES, CALIF CANNING, TON 6/ | 98.10 | 1200.00 | CAULIFLOWER 9/ | 3.93 | 47.90 |
| PEACHES | | | CELERY 9/ | 1.76 | 21.50 |
| FRESH, LB 5/ | .0361 | .440 | HONEYDEW MELONS | 2.16 | 26.40 |
| DRIED, CALIF, TON | 155.00 | 1890.00 | LETTUCE | 1.88 | 22.90 |
| PROCESSING 7/ EXCL DRIED | | | ONIONS 9/ | 1.71 | 20.90 |
| CLINGSTONE, CALIF, TON: | 28.20 | 344.00 | TOMATOES | 3.83 | 46.70 |

1/ PARITY PRICES ARE COMPUTED UNDER THE PROVISIONS OF TITLE III, SUBTITLE A, SECTION 301 (A) OF THE AGRICULTURAL ADJUSTMENT ACT OF 1938 AS AMENDED BY THE AGRICULTURAL ACTS OF 1948, 1949, AND 1956. SEE JANUARY AND JULY AGRICULTURAL PRICES FOR DETAILS ON ADJUSTED BASE PRICE AND PARITY PRICE COMPUTATIONS.

2/ SEASONALLY ADJUSTED PRICE AS PERCENTAGE OF PARITY PRICE.

3/ WHOLESALE EXTRACTED. ADJUSTED BASE PRICE DERIVED FROM STATE ANNUAL AVERAGE PRICES WEIGHTED BY PRODUCTION. FOR 1982 THROUGH 1985 THE NATIONAL AVERAGES ARE THE SUPPORT PRICES.

4/ AVERAGE LOCAL MARKET PRICE, EXCLUDING INCENTIVE PAYMENTS.

5/ EQUIVALENT PACKINGHOUSE-DOOR RETURNS FOR CALIF, N Y, OREG, AND WASH, AND PRICE AT POINT OF FIRST SALE FOR OTHER STATES.

6/ EQUIVALENT RETURNS FOR BULK FRUIT AT FIRST DELIVERY POINT.

7/ EQUIVALENT RETURNS AT PROCESSING PLANT DOOR.

8/ EQUIVALENT RETURNS AT PACKINGHOUSE DOOR.

9/ INCLUDES SOME PROCESSING.

10/ BASED ON "AS SOLD" PRICES FOR FRESH FRUIT IN ALL STATES.

11/ PRICES IN-SHELL BASIS EXCEPT ALMONDS WHICH ARE SHELLLED BASIS.

12/ F.O.B. SHIPPING POINT PRICES.

WHEAT: PRICES RECEIVED, BY STATES, APRIL AND MAY 1989

| STATE | ALL WHEAT | | WINTER WHEAT | | DURUM WHEAT | | OTH SPRING WHEAT | |
|-------|--------------------|--------|--------------|--------|-------------|--------|------------------|--------|
| | APR 1/ | MAY 2/ | APR 1/ | MAY 2/ | APR 1/ | MAY 2/ | APR 1/ | MAY 2/ |
| | DOLLARS PER BUSHEL | | | | | | | |
| ARIZ | | 3.90 | | 3.90 | | | | |
| ARK | | | | | | | | |
| CALIF | 4.46 | 4.49 | 4.19 | 4.25 | 4.80 | 4.80 | | |
| COLO | 4.08 | 3.88 | 4.08 | 3.88 | | | 4.04 | 3.81 |
| GA | | 3.75 | | 3.75 | | | | |
| IDAHO | 4.32 | 4.09 | 4.33 | 4.11 | | | 4.29 | 4.06 |
| ILL | 4.15 | 3.84 | 4.15 | 3.84 | | | | |
| IND | 3.91 | 3.80 | 3.91 | 3.80 | | | | |
| KANS | 4.05 | 4.10 | 4.05 | 4.10 | | | | |
| MICH | 3.75 | 3.80 | 3.75 | 3.80 | | | | |
| MINN | 3.88 | 4.00 | 3.87 | 4.03 | 3.54 | 3.68 | 3.98 | 4.09 |
| MO | 3.98 | 3.90 | 3.98 | 3.90 | | | | |
| MONT | 4.13 | 4.20 | 4.05 | 4.15 | 4.33 | 4.25 | 4.20 | 4.25 |
| NEBR | 4.04 | 4.06 | 4.04 | 4.06 | | | | |
| N DAK | 3.86 | 3.98 | 3.79 | 3.85 | 3.79 | 3.95 | 3.89 | 4.00 |
| OHIO | 3.94 | 3.99 | 3.94 | 3.99 | | | | |
| OKLA | 4.11 | 4.08 | 4.11 | 4.08 | | | | |
| OREG | 4.48 | 4.38 | 4.48 | 4.38 | | | | |
| S DAK | 3.94 | 4.02 | 3.89 | 3.99 | 4.02 | 3.94 | 3.98 | 4.06 |
| TEX | 3.90 | 3.93 | 3.90 | 3.93 | | | | |
| WASH | 4.42 | 4.39 | 4.42 | 4.39 | | | | |
| U S | 4.03 | 4.07 | 4.13 | 4.06 | 3.78 | 4.19 | 3.96 | 4.06 |

1/ ENTIRE MONTH. 2/ MID-MONTH.

PRICES RECEIVED FOR SELECTED AGRICULTURAL COMMODITIES, BY MONTHS, UNITED STATES, 1988 AND 1989

| MONTH | ALL WHEAT | | CORN | | SOYBEANS | | BEEF CATTLE 1/ | | ALL HOGS | |
|-------|--------------------|---------|------|---------|----------|---------|-----------------|---------|----------|---------|
| | 1988 | 1989 2/ | 1988 | 1989 2/ | 1988 | 1989 2/ | 1988 | 1989 2/ | 1988 | 1989 2/ |
| | DOLLARS PER BUSHEL | | | | | | DOLLARS PER CWT | | | |
| JAN | 2.75 | 4.01 | 1.77 | 2.60 | 5.73 | 7.69 | 65.40 | 70.60 | 43.00 | 40.90 |
| FEB | 2.79 | 4.03 | 1.83 | 2.58 | 5.96 | 7.41 | 67.40 | 71.50 | 45.80 | 40.40 |
| MAR | 2.74 | 4.07 | 1.86 | 2.59 | 6.05 | 7.51 | 68.30 | 72.00 | 42.20 | 39.30 |
| APR | 2.79 | 4.03 | 1.88 | 2.56 | 6.39 | 7.29 | 69.00 | 70.00 | 41.90 | 36.90 |
| MAY | 2.97 | 4.07 | 1.94 | 2.58 | 6.98 | 7.15 | 69.30 | 70.10 | 46.30 | 42.70 |
| JUN | 3.37 | | 2.41 | | 8.18 | | 65.00 | | 47.10 | |
| JUL | 3.50 | | 2.72 | | 8.50 | | 63.20 | | 44.10 | |
| AUG | 3.61 | | 2.65 | | 8.33 | | 65.90 | | 44.70 | |
| SEP | 3.74 | | 2.60 | | 7.93 | | 67.20 | | 40.70 | |
| OCT | 3.84 | | 2.58 | | 7.53 | | 67.00 | | 38.70 | |
| NOV | 3.88 | | 2.51 | | 7.43 | | 66.70 | | 36.20 | |
| DEC | 3.94 | | 2.53 | | 7.53 | | 67.20 | | 39.70 | |

1/ COWS, STEERS AND HEIFERS. 2/ CURRENT MONTH - MID-MONTH PRICE. OTHER MONTHS - ENTIRE MONTH PRICES.

GRAINS: PRICES RECEIVED, BY STATES, APRIL AND MAY 1989

| STATE | BARLEY 1/ | | CORN | | OATS | | SOYBEANS | | SORGHUM GRAIN | | |
|------------------------------|-----------|--------|--------|--------|--------|--------|----------|-----------------|---------------|--------|--|
| | APR 2/ | MAY 3/ | APR 2/ | MAY 3/ | APR 2/ | MAY 3/ | APR 2/ | MAY 3/ | APR 2/ | MAY 3/ | |
| -----DOLLARS PER BUSHEL----- | | | | | | | | | | | |
| | | | | | | | | DOLLARS PER CWT | | | |
| ALA | | | | | | | 7.40 | 7.18 | | | |
| ARIZ | | 2.88 | | | | | | | | | |
| ARK | | | | | | | 7.52 | 7.05 | 4.78 | 4.23 | |
| CALIF | 2.54 | 2.76 | | | 2.08 | 2.08 | | | | | |
| COLO | 2.27 | 2.19 | 2.53 | 2.54 | | | | | 4.01 | 3.95 | |
| GA | | | 3.01 | 3.09 | | | 7.11 | 7.21 | | | |
| IDAHO | 2.82 | 2.56 | | | | | | | | | |
| ILL | | | 2.63 | 2.66 | 2.40 | 2.28 | 7.36 | 7.23 | | | |
| IND | | | 2.66 | 2.69 | 2.45 | 2.28 | 7.32 | 7.25 | | | |
| IOWA | | | 2.48 | 2.53 | 2.38 | 2.28 | 7.24 | 7.11 | | | |
| KANS | | | 2.53 | 2.57 | | | 7.18 | 7.11 | 3.86 | 4.02 | |
| KY | | | 2.79 | 2.85 | | | 7.60 | 7.15 | | | |
| LA | | | | | | | 7.29 | 7.13 | | | |
| MICH | | | 2.56 | 2.55 | 2.39 | 2.35 | 7.11 | 7.10 | | | |
| MINN | 2.75 | 2.57 | 2.46 | 2.52 | 2.36 | 1.99 | 7.15 | 7.04 | | | |
| MISS | | | | | | | 7.46 | 7.38 | | | |
| MO | | | 2.69 | 2.70 | | | 7.24 | 7.20 | 4.34 | 4.45 | |
| MONT | 2.86 | 2.88 | | | 2.17 | 2.05 | | | | | |
| NEBR | | | 2.49 | 2.48 | 2.01 | 2.00 | 7.23 | 6.97 | 4.03 | 3.98 | |
| N MEX | | | | | | | | | 4.36 | 4.55 | |
| N Y | | | | | 2.39 | 2.16 | | | | | |
| N C | | | 3.03 | 3.12 | | | 7.58 | 7.25 | | | |
| N DAK | 2.79 | 2.75 | | | 2.06 | 1.75 | | | | | |
| OHIO | | | 2.64 | 2.67 | 2.37 | 2.23 | 7.42 | 7.35 | | | |
| OKLA | | | | | | | | | 4.19 | 4.31 | |
| OREG | 2.53 | 2.55 | | | 2.02 | 1.95 | | | | | |
| PA | | | 3.08 | 2.72 | 2.17 | 2.22 | | | | | |
| S C | | | | | | | 7.42 | 7.38 | | | |
| S DAK | 2.67 | 2.65 | 2.39 | 2.42 | 2.14 | 1.99 | 7.08 | 6.74 | 3.57 | 3.63 | |
| TENN | | | | | | | 7.43 | 7.44 | | | |
| TEX | | | 2.76 | 2.71 | 2.65 | 2.26 | 6.88 | 6.53 | 4.63 | 4.54 | |
| UTAH | 2.59 | 2.65 | | | | | | | | | |
| WASH | 2.52 | 2.51 | | | | | | | | | |
| WIS | | | 2.71 | 2.68 | 2.13 | 2.08 | | | | | |
| U S | 2.74 | 2.67 | 2.56 | 2.58 | 2.24 | 2.11 | 7.29 | 7.15 | 4.16 | 4.06 | |

1/ THE THREE-STATE (MINN, N DAK, AND S DAK) FEED BARLEY PRICE FOR MAY 89 IS \$2.07. 2/ ENTIRE MONTH. 3/ MID-MONTH.

UPLAND COTTON AND RICE: PRICES RECEIVED AND MARKETINGS, UNITED STATES, MAY 1989, WITH COMPARISONS

| ITEM | UNIT | MAR 1989 1/ | APR 1989 1/ | MAY 1989 2/ |
|----------------|----------------|-------------|-------------|-------------|
| COTTON, UPLAND | | | | |
| AVERAGE PRICE | DOLLARS/POUND | .563 | .589 | .577 |
| MARKETINGS 3/ | THOUSAND BALES | 869 | 478 | NA |
| RICE | | | | |
| AVERAGE PRICE | DOLLARS/CWT | 6.47 | 6.66 | 6.53 |
| MARKETINGS 4/ | THOUSAND CWT | 14105 | 16465 | NA |

1/ ENTIRE MONTH. 2/ BASED ON PURCHASES FOR THE FIRST HALF OF THE MONTH. 3/ MARKETINGS BASED ON EXPANDED DATA FROM A SAMPLE OF APPROXIMATELY 35 PERCENT OF THE COTTON BUYERS. 4/ PURCHASES FROM PRODUCERS AS REPORTED BY PRIVATE FIRMS AND RICE (ROUGH EQUIVALENT) SHIPPED FROM PRODUCERS AS REPORTED BY COOPERATIVE MILLS.

FIELD CROPS: PRICES RECEIVED, BY STATES, APRIL AND MAY 1989

| STATE | DRY EDIBLE BEANS: | | FLAXSEED | | TOBACCO | | PEANUTS 3/4/ | |
|-------|-------------------|--------|----------------|--------|-------------------|--------|--------------|--------|
| | APR 1/ | MAY 2/ | APR 1/ | MAY 2/ | APR | MAY 4/ | APR 1/ | MAY 2/ |
| | DOLLARS PER CWT | | DOLLARS PER BU | | DOLLARS PER POUND | | | |
| ALA | | | | | | | | |
| CALIF | 38.00 | 37.00 | | | | | | |
| COLO | 34.20 | 34.90 | | | | | | |
| FLA | | | | | | | | |
| GA | | | | | | | | |
| IDAHO | 31.90 | 31.90 | | | | | | |
| IND | | | | | | | | |
| KY | | | | | | | | |
| MD | | | | | 1.605 | | | |
| MICH | 28.80 | 28.50 | | | | | | |
| MINN | 34.60 | 32.40 | 7.79 | | | | | |
| MO | | | | | | | | |
| NEBR | 28.80 | 28.80 | | | | | | |
| N C | | | | | | | | |
| N DAK | 34.10 | 34.00 | 7.78 | 7.60 | | | | |
| OHIO | | | | | | | | |
| OKLA | | | | | | | | |
| S C | | | | | | | | |
| S DAK | | | 7.62 | | | | | |
| TENN | | | | | | | | |
| TEX | | | | | | | | |
| VA | | | | | | | | |
| WASH | 30.70 | 31.00 | | | | | | |
| W VA | | | | | | | | |
| WYO | 33.80 | 33.20 | | | | | | |
| U S | 32.80 | 32.60 | 7.78 | 7.60 | 1.605 | | | |

1/ ENTIRE MONTH. 2/ MID-MONTH. 3/ IN-SHELL. 4/ INSUFFICIENT SALES.

FIELD CROPS AND APPLES: PRICES RECEIVED, BY STATES,
APRIL AND MAY 1989

| STATE | COTTON AMERICAN UPLAND | | COTTON- SEED 5/ | MAY | | | APPLES FRESH USE 1/4/ |
|-------|---------------------------|--------|-----------------------|-----------------|--------|--|-----------------------------|
| | APR 1/ | MAY 2/ | | HAY, BALED 3/ | | | |
| | DOLLARS PER POUND | | | DOLLARS PER TON | | | |
| ALA | .569 | .570 | | | | | |
| ARIZ | .582 | .632 | 104.00 | 105.00 | 75.00 | | |
| ARK | .571 | .572 | 63.00 | 92.00 | 60.00 | | |
| CALIF | .673 | .701 | 112.00 | 112.00 | 97.00 | | |
| COLO | | | 91.00 | 91.00 | 86.00 | | |
| CONN | | | | | | | .270 |
| GA | .577 | .591 | | | | | |
| IDAHO | | | 94.00 | 96.00 | 78.00 | | .130 |
| ILL | | | 109.00 | 111.00 | 85.00 | | |
| IND | | | 131.00 | 140.00 | 113.00 | | |
| IOWA | | | 97.00 | 102.00 | 71.00 | | |
| KANS | | | 98.00 | 100.00 | 70.00 | | |
| KY | | | 84.00 | 114.00 | 76.00 | | |
| LA | .579 | .575 | | | | | |
| MAINE | | | | | | | .230 |
| MD | | | | | | | .120 |
| MASS | | | | | | | .280 |
| MICH | | | 108.00 | 110.00 | 95.00 | | .142 |
| MINN | | | 117.00 | 124.00 | 87.00 | | |
| MISS | .579 | .577 | | | | | |
| MO | | | 83.00 | 102.00 | 73.00 | | |
| MONT | | | 101.00 | 103.00 | 85.00 | | |
| NEBR | | | 72.00 | 79.00 | 56.00 | | |
| NEV | | | 103.00 | 110.00 | 87.00 | | |
| N H | | | | | | | .270 |
| N J | | | | | | | .230 |
| N MEX | | | 107.00 | 110.00 | 82.00 | | |
| N Y | | | 75.00 | 88.00 | 64.00 | | .150 |
| N C | | | | | | | |
| N DAK | | | 87.00 | 100.00 | 68.00 | | |
| OHIO | | | 134.00 | 140.00 | 80.00 | | |
| OKLA | 6/ | 6/ | 77.00 | 93.00 | 70.00 | | |
| OREG | | | 85.00 | 100.00 | 63.00 | | .109 |
| PA | | | 96.00 | 107.00 | 82.00 | | .216 |
| S DAK | | | 77.00 | 84.00 | 55.00 | | |
| TENN | .568 | .568 | | | | | |
| TEX | .549 | .555 | 84.00 | 102.00 | 74.00 | | |
| UTAH | | | 82.00 | 83.00 | 76.00 | | |
| VT | | | | | | | .240 |
| VA | | | | | | | |
| WASH | | | 93.00 | 94.00 | 87.00 | | .126 |
| W VA | | | | | | | |
| WIS | | | 136.00 | 141.00 | 110.00 | | |
| WYO | | | 93.00 | 96.00 | 87.00 | | |
| U S | .589 | .577 | 104.00 | 108.00 | 77.20 | | .141 |

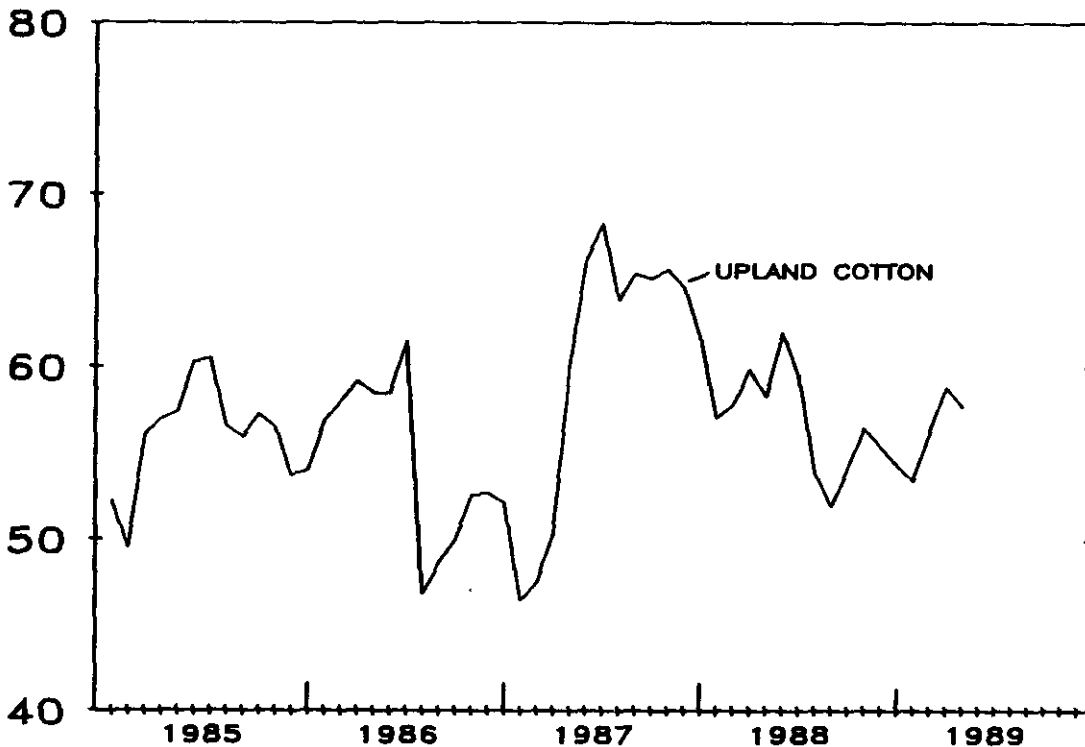
1/ ENTIRE MONTH. 2/ BASED ON SALES DURING THE FIRST HALF OF THE MONTH.
3/ MID-MONTH. 4/ EQUIVALENT P.H.D. RETURNS FOR CALIF, N Y, OREG, AND WASH.
PRICE AT POINT OF FIRST SALE FOR OTHER STATES. 5/ INSUFFICIENT SALES.
6/ NOT PUBLISHED TO AVOID DISCLOSURE OF INDIVIDUAL OPERATIONS.

POTATOES: PRICES RECEIVED, BY STATES,
APRIL AND MAY 1989

| STATE | APR | MAY | STATE | APR | MAY |
|-----------------|-------|-------|-----------------|-------|-------|
| DOLLARS PER CWT | | | DOLLARS PER CWT | | |
| ALA | | | N Y - ALL | 11.80 | 12.60 |
| ARIZ | 23.00 | 21.00 | - LONG ISLAND | 10.80 | |
| CALIF - ALL | 11.20 | 11.40 | - UPSTATE | 11.90 | 12.60 |
| - WINTER | 18.50 | | N C | | |
| - SPRING | | 15.20 | N D | 9.95 | 11.00 |
| - SUMMER | | | OHIO | | |
| - FALL | 9.40 | 9.40 | OREG | 5.40 | 5.65 |
| COLO | 8.45 | 8.55 | PA | 11.80 | 12.10 |
| FLA | 20.90 | 20.50 | TEX | | 6.25 |
| IDAHO - ALL 1/ | 6.80 | 7.15 | VA | | |
| - FRESH | 8.40 | NA | WASH | 5.05 | 5.05 |
| - PROCESSING | 5.50 | NA | WISC | 7.65 | 6.25 |
| MAINE | 9.00 | 9.80 | | | |
| MICH | 10.20 | 10.30 | U S - ALL 1/ | 8.15 | 10.50 |
| MINN | 10.20 | 10.40 | - FRESH | 10.80 | NA |
| N J | | | - PROCESSING | 6.10 | NA |

1/ AVERAGE PRICE OF POTATOES SOLD FOR ALL USES, INCLUDING FRESH MARKET, PROCESSING, SEED AND LIVESTOCK FEED.

PRICES RECEIVED BY FARMERS, US
CENTS PER POUND



CITRUS FRUIT: PRICES AND EQUIVALENT RETURNS,
BY UTILIZATION, BY STATES, MAY 1989

| COMMODITY AND STATE | F.O.B. PACKED FRESH | EQUIVALENT RETURNS | | | | | |
|---------------------------|---------------------------|--------------------|-------|---------|---------|-------|---------|
| | | PACKINGHOUSE-DOOR | | | ON-TREE | | |
| | | ALL | FRESH | PROCESS | ALL | FRESH | PROCESS |
| DOLLARS PER BOX 1/ | | | | | | | |
| GRAPEFRUIT: | | | | | | | |
| ARIZ | 11.60 | 4.60 | 6.30 | 1.16 | 3.00 | 4.70 | -.44 |
| CALIF | 12.00 | 4.59 | 6.67 | 1.16 | 2.99 | 5.08 | -.44 |
| DESERT VALLEYS | 12.00 | 4.60 | 6.70 | 1.16 | 3.00 | 5.10 | -.44 |
| OTHER AREAS | 10.50 | 3.79 | 5.20 | 1.06 | 2.41 | 3.82 | -.32 |
| FLA | 12.60 | 6.25 | 8.09 | 4.00 | 4.63 | 6.49 | 2.35 |
| WHITE SEEDLESS | 12.30 | 6.08 | 7.75 | 4.90 | 4.46 | 6.15 | 3.25 |
| COLORED SEEDLESS | 12.80 | 6.38 | 8.25 | 2.90 | 4.76 | 6.65 | 1.25 |
| CALIF-ARIZ | | | | | | | |
| DESERT VALLEYS | 12.00 | 4.60 | 6.67 | 1.16 | 3.00 | 5.07 | -.44 |
| U S | 12.40 | 5.66 | 7.53 | 3.10 | 4.05 | 5.93 | 1.47 |
| LEMONS: | | | | | | | |
| CALIF | 24.20 | 12.20 | 16.62 | .84 | 9.10 | 13.52 | -2.26 |
| LIMES | | | | | | | |
| FLA | 21.00 | 11.11 | 12.20 | 1.60 | 5.90 | 6.90 | -2.80 |
| ORANGES: | | | | | | | |
| ARIZ | | | | | | | |
| VALENCIAS | 11.90 | 4.54 | 6.54 | 2.16 | 2.74 | 4.74 | .36 |
| CALIF | 14.00 | 6.55 | 8.50 | 1.60 | 4.81 | 6.77 | -.15 |
| NAVELS | 15.10 | 7.53 | 9.54 | 1.10 | 5.83 | 7.84 | -.60 |
| VALENCIAS | 11.80 | 4.91 | 6.44 | 2.16 | 3.11 | 4.64 | .36 |
| FLA | | | | | | | |
| VALENCIAS | 14.60 | 11.35 | 9.90 | 11.40 | 9.35 | 7.90 | 9.40 |
| CALIF-ARIZ | | | | | | | |
| VALENCIAS | 11.80 | 4.88 | 6.45 | 2.16 | 3.08 | 4.65 | .36 |
| U S | 14.10 | 10.47 | 8.69 | 10.80 | 8.52 | 6.91 | 8.81 |
| TANGERINES: | | | | | | | |
| CALIF | 16.50 | 11.14 | 11.14 | | 9.34 | 9.34 | |

1/ APPROXIMATE NET CONTENTS PER BOX ARE AS FOLLOWS: GRAPEFRUIT - ARIZ AND CALIF DESERT VALLEY, 64 LBS; OTHER CALIF AREAS, 67 LBS; FLA, 85 LBS; LEMONS - 76 LBS; LIMES - 88 LBS; ORANGES - ARIZ AND CALIF, 75 LBS; FLA, 90 LBS; TANGERINES - CALIF, 75 LBS.

CATTLE: PRICES RECEIVED, BY STATES, APRIL AND MAY 1989

| STATE | COWS 1/ | | STEERS & HEIFERS: | | BEEF CATTLE 4/ | | CALVES | |
|-----------------|---------|--------|-------------------|--------|----------------|--------|--------|--------|
| | APR 2/ | MAY 3/ | APR 2/ | MAY 3/ | APR 2/ | MAY 3/ | APR 2/ | MAY 3/ |
| DOLLARS PER CWT | | | | | | | | |
| ALA | 48.30 | 48.30 | 69.90 | 70.00 | 61.50 | 61.80 | 84.10 | 84.50 |
| ARIZ | 46.10 | 44.90 | 73.00 | 72.20 | 67.40 | 66.50 | 83.40 | 85.00 |
| ARK | 48.10 | 47.00 | 77.20 | 76.10 | 61.40 | 60.40 | 89.40 | 87.20 |
| CALIF | 46.60 | 46.50 | 72.80 | 72.70 | 60.30 | 60.10 | 83.90 | 85.00 |
| COLO | 53.70 | 52.00 | 77.30 | 77.00 | 76.00 | 75.80 | 90.90 | 89.00 |
| FLA | 48.40 | 48.50 | 70.40 | 70.00 | 53.50 | 52.80 | 91.90 | 91.00 |
| GA | 48.40 | 49.80 | 68.50 | 69.10 | 57.70 | 58.90 | 81.70 | 82.70 |
| IDAHO | 46.90 | 46.40 | 73.90 | 72.70 | 67.70 | 66.70 | 84.50 | 82.10 |
| ILL | 47.00 | 47.40 | 74.90 | 76.40 | 73.10 | 74.70 | 110.00 | 114.00 |
| IND | 45.60 | 48.70 | 70.50 | 70.40 | 63.50 | 64.30 | 81.60 | 79.80 |
| IOWA | 46.30 | 46.30 | 74.70 | 75.00 | 71.10 | 71.30 | 86.50 | 84.50 |
| KANS | 46.20 | 45.90 | 76.10 | 77.50 | 72.60 | 73.70 | 87.30 | 85.00 |
| KY | 46.50 | 48.90 | 72.20 | 73.60 | 64.10 | 65.90 | 84.80 | 85.70 |
| LA | 47.50 | 47.50 | 71.00 | 72.50 | 54.90 | 55.00 | 89.40 | 90.50 |
| MICH | 46.30 | 46.00 | 67.50 | 67.80 | 58.60 | 58.60 | 89.30 | 86.00 |
| MINN | 46.30 | 47.50 | 72.60 | 73.10 | 66.80 | 67.50 | 88.20 | 91.00 |
| MISS | 49.50 | 49.30 | 71.50 | 70.00 | 59.40 | 58.60 | 84.10 | 86.60 |
| MO | 49.50 | 49.20 | 75.40 | 77.50 | 68.70 | 70.40 | 86.50 | 87.40 |
| MONT | 45.70 | 45.40 | 73.80 | 72.80 | 62.60 | 60.50 | 85.10 | 84.10 |
| NEBR | 46.10 | 45.80 | 77.60 | 77.60 | 75.30 | 75.40 | 86.40 | 84.40 |
| N MEX | 47.60 | 46.50 | 69.50 | 68.50 | 61.90 | 61.70 | 85.70 | 85.00 |
| N Y | 44.70 | 45.20 | 58.10 | 57.00 | 45.80 | 46.10 | 103.00 | 114.00 |
| N DAK | 46.10 | 47.40 | 74.20 | 73.40 | 68.20 | 67.20 | 86.20 | 88.40 |
| OHIO | 46.20 | 46.50 | 73.10 | 73.50 | 69.70 | 70.00 | 89.90 | 90.00 |
| OKLA | 49.10 | 48.00 | 75.10 | 72.50 | 64.00 | 62.00 | 90.20 | 85.50 |
| OREG | 46.80 | 47.00 | 77.70 | 77.90 | 66.90 | 67.10 | 88.40 | 88.30 |
| PA | 46.30 | 46.60 | 69.10 | 69.80 | 61.30 | 61.90 | 99.00 | 104.00 |
| S DAK | 46.30 | 46.40 | 72.00 | 72.60 | 66.50 | 67.10 | 87.70 | 87.00 |
| TENN | 45.80 | 45.30 | 70.60 | 69.40 | 58.60 | 57.80 | 84.60 | 83.20 |
| TEX | 49.10 | 47.60 | 76.70 | 75.60 | 72.50 | 71.40 | 90.80 | 86.50 |
| UTAH | 45.10 | 45.00 | 72.90 | 72.30 | 67.20 | 66.60 | 87.40 | 85.00 |
| VA | 47.10 | 47.50 | 74.10 | 73.50 | 69.10 | 65.20 | 81.60 | 80.00 |
| WASH | 44.20 | 45.10 | 73.70 | 73.60 | 70.10 | 70.20 | 81.40 | 80.90 |
| WIS | 46.60 | 48.00 | 69.40 | 69.20 | 57.10 | 57.80 | 130.00 | 133.00 |
| WYO | 50.10 | 50.60 | 77.70 | 76.80 | 69.10 | 68.70 | 91.80 | 90.80 |
| U S | 47.10 | 47.00 | 75.30 | 75.50 | 70.00 | 70.10 | 90.50 | 89.30 |

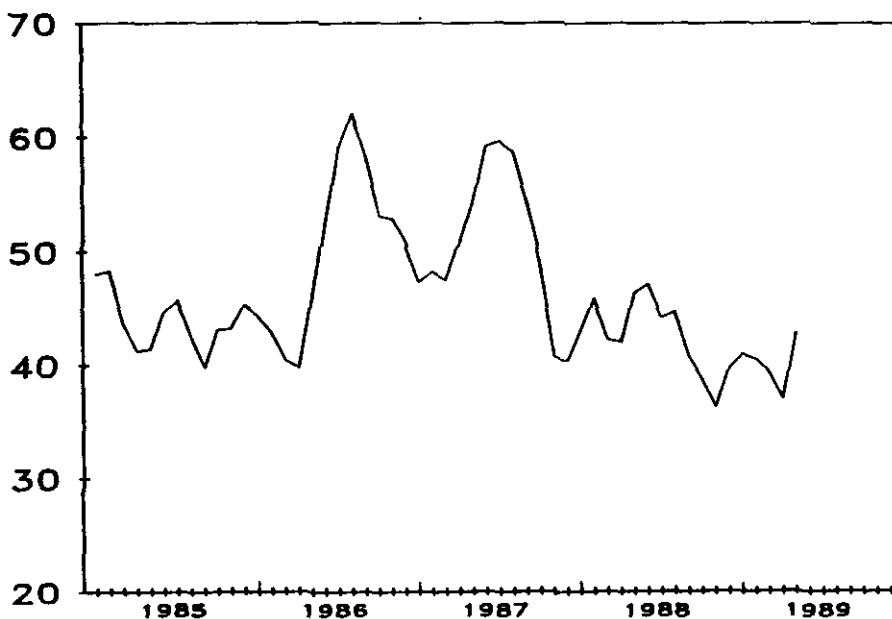
1/ BEEF COWS SOLD FOR SLAUGHTER AND HERD REPLACEMENT, AND CULL DAIRY COWS SOLD FOR SLAUGHTER. 2/ ENTIRE MONTH. 3/ MID-MONTH. 4/ "COWS" AND "STEERS AND HEIFERS" COMBINED.

HOGS: PRICES RECEIVED, BY STATES, APRIL AND MAY 1989

| STATE | SOWS | | BARROWS AND GILTS | | ALL HOGS | |
|-------|-----------------|--------|-------------------|--------|----------|--------|
| | APR 1/ | MAY 2/ | APR 1/ | MAY 2/ | APR 1/ | MAY 2/ |
| | DOLLARS PER CWT | | | | | |
| ALA | 31.20 | 32.20 | 36.60 | 39.30 | 35.30 | 37.50 |
| GA | 30.90 | 32.40 | 37.70 | 45.50 | 37.30 | 44.80 |
| ILL | 31.50 | 34.00 | 37.90 | 44.50 | 37.20 | 43.50 |
| IND | 29.30 | 31.00 | 37.00 | 44.10 | 36.50 | 43.30 |
| IOWA | 31.60 | 33.20 | 37.90 | 43.00 | 37.50 | 42.40 |
| KANS | 29.30 | 29.90 | 36.60 | 40.70 | 35.70 | 39.40 |
| KY | 30.30 | 32.00 | 37.40 | 44.50 | 36.90 | 43.80 |
| MICH | 29.30 | 29.50 | 37.70 | 41.00 | 36.90 | 40.00 |
| MINN | 31.20 | 32.90 | 37.50 | 43.30 | 37.30 | 42.90 |
| MO | 31.20 | 33.30 | 37.20 | 44.70 | 36.60 | 43.80 |
| NEBR | 31.70 | 34.90 | 37.40 | 44.40 | 37.00 | 43.70 |
| N C | 29.00 | 28.80 | 36.00 | 43.30 | 35.80 | 42.70 |
| OHIO | 29.90 | 32.50 | 37.10 | 42.50 | 36.70 | 42.10 |
| PA | 28.90 | 30.00 | 38.90 | 43.00 | 37.90 | 41.80 |
| S C | 28.10 | 28.60 | 36.20 | 39.30 | 35.80 | 38.70 |
| S DAK | 31.30 | 34.10 | 38.60 | 45.20 | 37.70 | 43.90 |
| TENN | 32.70 | 33.00 | 36.90 | 40.40 | 35.60 | 38.30 |
| TEX | 29.00 | 28.40 | 35.90 | 37.60 | 34.80 | 36.10 |
| VA | 28.30 | 29.50 | 35.60 | 39.00 | 34.60 | 37.80 |
| WIS | 29.50 | 32.10 | 36.30 | 42.80 | 35.60 | 41.70 |
| U S | 30.90 | 32.70 | 37.50 | 43.50 | 36.90 | 42.70 |

1/ ENTIRE MONTH. 2/ MID-MONTH.

PRICES RECEIVED BY FARMERS, HOGS, US
DOLLARS PER CWT



SHEEP, WOOL, AND POULTRY: PRICES RECEIVED, BY STATES,
APRIL AND MAY 1989

| STATE | SHEEP | | LAMBS | | MAY | | | |
|-------|---------------------------|--------|--------|--------|-------------------|---------------|------------------|--------------|
| | APR 1/ | MAY 2/ | APR 1/ | MAY 2/ | WOOL 1/3/ | TURKEYS 2/ | BROILERS 1/4/ | EGGS 2/5/ |
| | -----DOLLARS PER CWT----- | | | | DOLLARS PER POUND | | DOL/DOZ | |
| ALA | | | | | | | .450 | .520 |
| ARIZ | 29.30 | 26.40 | 63.90 | 65.20 | | | | |
| ARK | | | | | | .45 | .460 | .530 |
| CALIF | 22.20 | 18.00 | 75.80 | 80.00 | 1.50 | .37 | .396 | .516 |
| COLO | 30.90 | 25.00 | 68.70 | 65.00 | .80 | | | |
| CONN | | | | | | | | 1.010 |
| DEL | | | | | | | .490 | |
| FLA | | | | | | | | .480 |
| GA | | | | | | | .440 | .536 |
| IDAHO | 20.40 | 18.60 | 66.80 | 71.90 | 1.15 | | | |
| ILL | | | | | | | | |
| IND | | | | | | .44 | | .540 |
| IOWA | 20.80 | 15.30 | 76.40 | 77.30 | .70 | .42 | | .463 |
| KANS | 23.80 | 23.80 | 70.70 | 62.70 | 1.36 | | | |
| LA | | | | | | | | |
| MAINE | | | | | | | | .960 |
| MD | | | | | | | .490 | |
| MICH | | | | | | | | .490 |
| MINN | 19.00 | 15.40 | 76.40 | 77.80 | .73 | .40 | | .460 |
| MISS | | | | | | | .460 | .590 |
| MO | | | | | | .49 | | .458 |
| MONT | 22.60 | 22.00 | 61.30 | 64.00 | 1.30 | | | |
| NEBR | 20.10 | 19.00 | 81.20 | 82.20 | .93 | | | |
| N MEX | 31.60 | 31.00 | 70.00 | 67.50 | 1.73 | | | |
| N Y | | | | | | | | .563 |
| N C | | | | | | .45 | .430 | .521 |
| OHIO | 20.50 | 21.00 | 78.80 | 73.00 | .67 | | | .450 |
| OKLA | | | | | | | | |
| OREG | 20.10 | 22.80 | 68.00 | 68.80 | 1.00 | | | |
| PA | | | | | | .45 | .440 | .510 |
| S C | | | | | | | | .576 |
| S DAK | 26.10 | 23.30 | 77.70 | 75.00 | 1.45 | | | |
| TENN | | | | | | | | |
| TEX | 30.20 | 27.40 | 79.20 | 78.40 | 1.70 | | .470 | .680 |
| UTAH | 17.80 | 16.50 | 59.60 | 63.00 | 1.15 | | | |
| VA | | | | | | .46 | .480 | |
| WASH | | | | | | | | .594 |
| WIS | | | | | | | | |
| WYO | 18.80 | 19.80 | 64.20 | 62.40 | 1.24 | | | |
| U S | 25.40 | 23.40 | 75.20 | 73.50 | 1.390 | .434 | .452 | .543 |

1/ ENTIRE MONTH. 2/ MID-MONTH. 3/ INCENTIVE PAYMENT NOT INCLUDED.
4/ LIVELWEIGHT EQUIVALENT PRICE EXCEPT FOR ARK, CALIF, PA, AND TEX.
5/ MARKET (TABLE) EGGS. INCLUDES EGGS SOLD RETAIL BY THE PRODUCER.

MILK AND MILK COWS: PRICES RECEIVED, BY STATES, APRIL AND MAY 1989

| STATE | APRIL | | | | MAY | | | | |
|---------|---------------------|----------|--------------------------|----------|-------------|----------|---------------|----------|--------------|
| | FLUID GRADE MILK 1/ | | MANUFACTURING GRADE MILK | | ALL MILK 2/ | | ALL MILK 2/3/ | | MILK COWS 4/ |
| | PRICE | FAT TEST | PRICE | FAT TEST | PRICE | FAT TEST | PRICE | FAT TEST | |
| DOL/CWT | PCT | DOL/CWT | PCT | DOL/CWT | PCT | DOL/CWT | PCT | DOL/HEAD | |
| ALA | 13.70 | 3.59 | 11.20 | 3.74 | 13.70 | 3.59 | 13.90 | 3.57 | |
| ARK | 13.50 | 3.44 | 10.20 | 3.46 | 13.40 | 3.44 | 13.20 | 3.41 | |
| CALIF | 11.40 | 3.58 | 9.30 | 3.72 | 11.36 | 3.58 | 11.30 | 3.53 | |
| COLO | 13.80 | 3.63 | | | 13.80 | 3.63 | 13.10 | 3.55 | |
| FLA | 15.00 | 3.48 | | | 15.00 | 3.48 | 14.90 | 3.48 | |
| GA | 14.10 | 3.63 | | | 14.10 | 3.63 | 13.90 | 3.57 | |
| IDAHO | 11.20 | 3.64 | 10.40 | 3.67 | 11.00 | 3.65 | 10.60 | 3.54 | |
| ILL | 12.40 | 3.71 | 11.60 | 3.73 | 12.30 | 3.71 | 12.00 | 3.61 | |
| IND | 12.70 | 3.75 | 11.00 | 3.82 | 12.60 | 3.75 | 12.30 | 3.64 | |
| IOWA | 12.00 | 3.65 | 11.10 | 3.67 | 11.80 | 3.65 | 11.60 | 3.53 | |
| KANS | 12.10 | 3.58 | 10.60 | 3.68 | 11.90 | 3.59 | 11.60 | 3.51 | |
| KY | 12.80 | 3.66 | 10.60 | 3.60 | 12.60 | 3.65 | 12.40 | 3.58 | |
| LA | 13.20 | 3.44 | | | 13.20 | 3.44 | 13.30 | 3.48 | |
| MD | 13.30 | 3.73 | | | 13.30 | 3.73 | 12.90 | 3.65 | |
| MICH | 13.10 | 3.70 | 11.30 | 3.89 | 13.10 | 3.70 | 12.90 | 3.60 | |
| MINN | 12.05 | 3.70 | 11.25 | 3.67 | 11.83 | 3.69 | 11.90 | 3.63 | |
| MISS | 13.10 | 3.54 | 10.40 | 3.60 | 13.00 | 3.54 | 12.80 | 3.51 | |
| MO | 12.60 | 3.69 | 10.60 | 3.61 | 12.30 | 3.68 | 12.10 | 3.54 | |
| NEBR | 12.00 | 3.66 | 11.00 | 3.63 | 11.70 | 3.65 | 11.40 | 3.54 | |
| N Y | 12.20 | 3.73 | | | 12.20 | 3.73 | 12.00 | 3.69 | |
| N C | 14.30 | 3.72 | 10.90 | 3.79 | 14.10 | 3.72 | 13.90 | 3.64 | |
| N DAK | 11.40 | 3.65 | 10.70 | 3.71 | 11.00 | 3.68 | 11.10 | 3.58 | |
| OHIO | 12.60 | 3.74 | 11.60 | 3.90 | 12.50 | 3.76 | 11.70 | 3.64 | |
| OKLA | 12.60 | 3.53 | 10.20 | 3.54 | 12.50 | 3.53 | 12.30 | 3.50 | |
| OREG | 12.20 | 3.70 | 11.60 | 3.85 | 12.20 | 3.71 | 12.00 | 3.66 | |
| PA | 13.30 | 3.73 | 11.80 | 3.78 | 13.30 | 3.73 | 13.10 | 3.69 | |
| TENN | 13.00 | 3.66 | 10.90 | 3.65 | 12.80 | 3.66 | 12.70 | 3.59 | |
| TEX | 13.00 | 3.50 | | | 13.00 | 3.50 | 12.80 | 3.48 | |
| UTAH | 11.60 | 3.58 | 10.40 | 3.58 | 11.40 | 3.58 | 11.10 | 3.50 | |
| VT | 12.70 | 3.78 | | | 12.70 | 3.78 | 12.40 | 3.77 | |
| VA | 13.50 | 3.70 | 10.70 | 3.67 | 13.40 | 3.70 | 13.20 | 3.60 | |
| WASH | 12.20 | 3.70 | | | 12.20 | 3.70 | 11.90 | 3.63 | |
| WIS | 12.40 | 3.77 | 11.60 | 3.83 | 12.23 | 3.78 | 12.50 | 3.71 | |
| U S | 12.50 | 3.67 | 11.20 | 3.74 | 12.30 | 3.68 | 12.20 | 3.61 | |

1/ INCLUDING SURPLUS DIVERTED TO MANUFACTURING. 2/ BEFORE DEDUCTIONS FOR HAULING AND GOVERNMENT WITHHOLDING. INCLUDES BULK-TANK, QUANTITY, AND OTHER MIUMS. EXCLUDES HAULING SUBSIDIES. 3/ PRELIMINARY. 4/ ANIMALS SOLD FOR DAIRY HERD REPLACEMENT ONLY. PRICES PUBLISHED JAN, APR, JUL, AND OCT.

PARITY PRICE EQUIVALENT FOR MANUFACTURING MILK 1/: UNITED STATES, APRIL AND MAY 1989, WITH COMPARISONS

| ITEM | MAY 1988 | APR 1989 | MAY 1989 |
|-------------------------------------|----------|----------|----------|
| PARITY EQUIVALENT.....DOL PER CWT | 22.31 | 23.48 | 23.48 |
| AVERAGE PRICE F.O.B.....DOL PER CWT | 10.40 | 11.20 | 2/11.20 |
| AVERAGE FAT TEST OF MILK...PERCENT | 3.61 | 3.74 | 2/3.66 |

1/ THE PARITY PRICE EQUIVALENT DURING 1989 IS 92.8 PERCENT OF THE PARITY PRICE OF ALL MILK SOLD TO PLANTS, WHICH COMPARES WITH 92.2 PERCENT IN 1988. FOR ADDITIONAL DETAILS, SEE JANUARY 1989 ISSUE OF AGRICULTURAL PRICES. 2/ PRELIMINARY.

COTTON: PRICES RECEIVED BY FARMERS (MONTHLY) AS REVISED AND
PRELIMINARY MARKETING YEAR AVERAGE PRICE (MYAP), 1988

| STATE & TYPE | AUG | SEP | OCT | NOV | DEC | JAN | FEB | MAR | MYAP |
|-------------------|------|------|------|------|------|------|------|------|------|
| DOLLARS PER POUND | | | | | | | | | |
| UPLAND | | | | | | | | | |
| ALA | .540 | .504 | .516 | .516 | .537 | .530 | .558 | .565 | .529 |
| ARIZ | .562 | .577 | .538 | .562 | .545 | .538 | .575 | .560 | .555 |
| ARK | .559 | .506 | .522 | .518 | .530 | .540 | .539 | .553 | .530 |
| CALIF | .616 | .608 | .631 | .643 | .642 | .606 | .638 | .649 | .635 |
| FLA | | | | | | | | | .520 |
| GA | .553 | .491 | .539 | .549 | .535 | .545 | .544 | .558 | .543 |
| KANS | | | | | | | | | .462 |
| LA | .555 | .507 | .517 | .517 | .532 | .542 | .541 | .563 | .531 |
| MISS | .528 | .501 | .510 | .512 | .514 | .526 | .536 | .556 | .516 |
| MO | | | | | | | | | .533 |
| N MEX | | | | | | | | | .623 |
| N C | | | | | | | | | .540 |
| OKLA | | | | | | | | | .462 |
| S C | | | | | | | | | .536 |
| TENN | .542 | .501 | .513 | .517 | .526 | .544 | .536 | .561 | .530 |
| TEX | .531 | .485 | .464 | .471 | .505 | .530 | .505 | .532 | .507 |
| VA | | | | | | | | | .540 |
| U S | .539 | .519 | .541 | .565 | .554 | .543 | .534 | .563 | .548 |
| PIMA | | | | | | | | | |
| ARIZ | | | | | | | | | .116 |
| CALIF | | | | | | | | | .116 |
| N MEX | | | | | | | | | .120 |
| TEX | | | | | | | | | .112 |
| U S | | | | | | | | | .115 |

COTTONSEED: PRICES RECEIVED BY FARMERS (MONTHLY) AS REVISED AND
PRELIMINARY MARKETING YEAR AVERAGE PRICE (MYAP), 1988

| STATE | AUG | SEP | OCT | NOV | DEC | JAN | MYAP |
|-----------------|--------|--------|--------|--------|--------|--------|--------|
| DOLLARS PER TON | | | | | | | |
| ALA | | 90.00 | 109.00 | 110.00 | 101.00 | 105.00 | 105.00 |
| ARIZ | | 130.00 | 130.00 | 130.00 | 128.00 | 128.00 | 129.00 |
| ARK | | 85.00 | 105.00 | 105.00 | 105.00 | 105.00 | 102.00 |
| CALIF | | | 147.00 | 148.00 | 147.00 | 147.00 | 147.00 |
| FLA | | | | | | | 105.00 |
| GA | | 128.00 | 127.00 | 133.00 | 132.00 | 137.00 | 131.00 |
| KANS | | | | | | | 108.00 |
| LA | | 112.00 | 112.00 | 115.00 | 114.00 | | 113.00 |
| MISS | | 103.00 | 105.00 | 103.00 | 111.00 | | 104.00 |
| MO | | | | | | | 110.00 |
| N MEX | | | | | | | 125.00 |
| N C | | | | | | | 122.00 |
| OKLA | | | | | | | 108.00 |
| S C | | | | | | | 126.00 |
| TENN | | 110.00 | 110.00 | 114.00 | 108.00 | | 111.00 |
| TEX | 101.00 | 113.00 | 111.00 | 116.00 | 115.00 | 113.00 | 112.00 |
| VA | | | | | | | 122.00 |
| U S | 101.00 | 106.00 | 119.00 | 124.00 | 122.00 | 118.00 | 119.00 |

TOBACCO: MARKETING YEAR AVERAGE PRICE RECEIVED BY TYPE,
BY STATES, CROPS OF 1987 AND 1988 1/

| CLASS AND TYPE | TYPE NO. | 1987 | 1988 |
|--------------------------|----------|-------|-------|
| DOLLARS PER POUND | | | |
| FLUE-CURED: | | | |
| OLD & MIDDLE BELTS | | | |
| N C | 11 | 1.541 | 1.588 |
| VA | 11 | 1.535 | 1.599 |
| U S | 11 | 1.539 | 1.591 |
| EASTERN N C BELT | | | |
| N C | 12 | 1.596 | 1.625 |
| N C BORDER & S C BELT | | | |
| N C | 13 | 1.625 | 1.621 |
| S C | 13 | 1.607 | 1.614 |
| U S | 13 | 1.614 | 1.617 |
| FLA-GA BELT | | | |
| FLA | 14 | 1.641 | 1.648 |
| GA | 14 | 1.630 | 1.627 |
| U S | 14 | 1.632 | 1.630 |
| TOTAL FLUE-CURED | 11-14 | 1.587 | 1.613 |
| FIRE-CURED: | | | |
| VA BELT | | | |
| VA | 21 | 1.315 | 1.482 |
| EASTERN DISTRICT | | | |
| KY | 22 | 1.455 | 2.231 |
| TENN | 22 | 1.559 | 2.231 |
| U S | 22 | 1.526 | 2.231 |
| WESTERN DISTRICT | | | |
| KY | 23 | 1.486 | 2.149 |
| TENN | 23 | 1.505 | 2.151 |
| U S | 23 | 1.489 | 2.149 |
| TOTAL KY-TENN FIRE-CURED | 22-23 | 1.515 | 2.207 |
| TOTAL FIRE-CURED | 21-23 | 1.496 | 2.138 |
| LIGHT AIR-CURED: | | | |
| BURLEY | | | |
| IND | 31 | 1.549 | 1.599 |
| KY | 31 | 1.572 | 1.615 |
| MO | 31 | 1.568 | 1.548 |
| N C | 31 | 1.515 | 1.593 |
| OHIO | 31 | 1.546 | 1.599 |
| TENN | 31 | 1.553 | 1.608 |
| VA | 31 | 1.520 | 1.593 |
| W VA | 31 | 1.465 | 1.525 |
| U S | 31 | 1.563 | 1.610 |
| SOUTHERN MD BELT | | | |
| MD | 32 | 1.249 | 1.605 |
| PA | 32 | .860 | 1.330 |
| U S | 32 | 1.110 | 1.513 |
| TOTAL LIGHT AIR-CURED | 31-32 | 1.541 | 1.607 |

SEE FOOTNOTES ON PAGE 23.

TOBACCO: MARKETING YEAR AVERAGE PRICE RECEIVED BY TYPE,
BY STATES, CROPS OF 1987 AND 1988 1/

| CLASS AND TYPE | TYPE NO. | 1987 | 1988 |
|------------------------------|----------------|--------|--------|
| DOLLARS PER POUND | | | |
| DARK AIR-CURED: | | | |
| ONE-SUCKER BELT | | | |
| KY | 35 | 1.379 | 1.725 |
| TENN | 35 | 1.384 | 1.690 |
| U S | 35 | 1.380 | 1.718 |
| GREEN RIVER BELT | | | |
| KY | 36 | 1.144 | 1.411 |
| KY-TENN DARK AIR-CURED | 35-36 | 1.304 | 1.628 |
| VA SUN-CURED BELT | | | |
| VA | 37 | 1.025 | 1.239 |
| TOTAL DARK AIR-CURED | 35-37 | 1.299 | 1.622 |
| TOTAL TYPES OTHER THAN CIGAR | 11-37 | 1.566 | 1.623 |
| CIGAR FILLER: | | | |
| PA SEEDLEAF | | | |
| PA | 41 | .720 | 1.040 |
| OHIO-MIAMI VALLEY 2/ | | | |
| OHIO | 42-44 | .960 | 1.040 |
| TOTAL CIGAR FILLER 2/ | 41-44 | .721 | 1.020 |
| CIGAR BINDER: | | | |
| CONN VALLEY BROADLEAF | | | |
| CONN | 51 | 1.700 | 1.700 |
| MASS | 51 | 1.700 | 1.700 |
| U S | 51 | 1.700 | 1.700 |
| WIS BINDER, SOUTHERN | | | |
| WIS | 54 | 1.000 | 1.250 |
| WIS BINDER, NORTHERN | | | |
| WIS | 55 | 1.000 | 1.250 |
| U S | 54-55 | 1.000 | 1.250 |
| TOTAL CIGAR BINDER | 51-55 | 1.123 | 1.334 |
| CIGAR FILLER AND BINDER | | | |
| 42-44 AND 54-55 | 42-44 54-55 | 1.000 | 1.249 |
| CIGAR WRAPPER: | | | |
| CONN VALLEY SHADE-GROWN | | | |
| CONN | 61 | 15.500 | 21.200 |
| MASS | 61 | 15.500 | 21.200 |
| U S | 61 | 15.500 | 21.200 |
| TOTAL CIGAR TYPES | 41-61 | 1.819 | 3.028 |
| U S | ALL | 1.571 | 1.646 |

1/ REVISED. 2/ INCLUDES BINDER TYPES GROWN IN OHIO.

TOBACCO: PRICES RECEIVED BY TYPES, BY STATES,
JULY 1987 - JUNE 1988

| CLASS AND TYPE | TYPE NO. | 1987 | | | | | 1988 | | | | | |
|------------------------------|----------|------|-------|-------|-------|-------|-------|-------|-------|-------|-------|-------|
| | | JUL | AUG | SEP | OCT | NOV | DEC | JAN | FEB | MAR | APR | MAY |
| DOLLARS PER POUND | | | | | | | | | | | | |
| FLUE-CURED: | | | | | | | | | | | | |
| OLD AND MIDDLE BELTS | | | | | | | | | | | | |
| N C | 11 | | 1.408 | 1.600 | 1.602 | 1.308 | | | | | | |
| VA | 11 | | 1.403 | 1.566 | 1.602 | 1.359 | | | | | | |
| U S | 11 | | 1.407 | 1.591 | 1.602 | 1.326 | | | | | | |
| EASTERN N C BELT | | | | | | | | | | | | |
| N C | 12 | | 1.430 | 1.667 | 1.666 | 1.308 | | | | | | |
| N C BORDER & S C BELT | | | | | | | | | | | | |
| N C | 13 | | 1.533 | 1.704 | 1.618 | | | | | | | |
| S C | 13 | | 1.515 | 1.690 | 1.625 | | | | | | | |
| U S | 13 | | 1.522 | 1.696 | 1.622 | | | | | | | |
| FLA-GA BELT | | | | | | | | | | | | |
| FLA | 14 | | 1.577 | 1.707 | | | | | | | | |
| GA | 14 | | 1.549 | 1.731 | 1.448 | | | | | | | |
| U S | 14 | | 1.553 | 1.727 | 1.448 | | | | | | | |
| TOTAL FLUE-CURED | 11-14 | | 1.478 | 1.661 | 1.627 | 1.324 | | | | | | |
| FIRE-CURED: | | | | | | | | | | | | |
| VA BELT | | | | | | | | | | | | |
| VA | 21 | | | | | | 1.347 | | 1.175 | | | |
| EASTERN DISTRICT | | | | | | | | | | | | |
| KY | 22 | | | | | | | 1.547 | 1.357 | 1.166 | | |
| TENN | 22 | | | | | | | 1.641 | 1.513 | 1.180 | | |
| U S | 22 | | | | | | | 1.608 | 1.472 | 1.173 | | |
| WESTERN DISTRICT | | | | | | | | | | | | |
| KY | 23 | | | | | | | 1.518 | 1.425 | 1.253 | | |
| TENN | 23 | | | | | | | 1.480 | 1.389 | 1.229 | | |
| U S | 23 | | | | | | | 1.512 | 1.420 | 1.249 | | |
| TOTAL KY-TENN FIRE-CURED | 22-23 | | | | | | | 1.570 | 1.463 | 1.194 | | |
| TOTAL FIRE-CURED | 21-23 | | | | | | | 1.570 | 1.522 | 1.194 | | |
| LIGHT AIR-CURED: | | | | | | | | | | | | |
| BURLEY | | | | | | | | | | | | |
| IND | 31 | | | | | 1.566 | 1.572 | 1.505 | | | | |
| KY | 31 | | | | | 1.591 | 1.584 | 1.534 | 1.500 | | | |
| MO | 31 | | | | | 1.584 | 1.573 | 1.506 | | | | |
| N C | 31 | | | | | 1.580 | 1.517 | 1.436 | | | | |
| OHIO | 31 | | | | | 1.609 | 1.558 | 1.490 | | | | |
| TENN | 31 | | | | | 1.575 | 1.569 | 1.440 | | | | |
| VA | 31 | | | | | 1.564 | 1.531 | 1.379 | | | | |
| W VA | 31 | | | | | 1.532 | 1.475 | 1.334 | | | | |
| U S | 31 | | | | | 1.585 | 1.575 | 1.510 | 1.500 | | | |
| SOUTHERN MD BELT | | | | | | | | | | | | |
| MD | 32 | | | | | | | | | | | 1.249 |
| TOTAL LIGHT AIR-CURED | 31-32 | | | | | 1.585 | 1.575 | 1.510 | 1.500 | | | 1.249 |
| DARK AIR-CURED: | | | | | | | | | | | | |
| ONE-SUCKER | | | | | | | | | | | | |
| KY | 35 | | | | | | 1.432 | 1.326 | | | | |
| TENN | 35 | | | | | | 1.527 | 1.368 | | | | |
| U S | 35 | | | | | | 1.437 | 1.340 | | | | |
| GREEN RIVER BELT | | | | | | | | | | | | |
| KY | 36 | | | | | | 1.200 | 1.107 | | | | |
| TOTAL KY-TENN DARK AIR-CURED | 35-36 | | | | | | 1.318 | 1.262 | | | | |
| VIRGINIA SUN-CURED BELT | | | | | | | | | | | | |
| VA | 37 | | | | | | 1.062 | | .912 | | | |
| TOTAL DARK AIR-CURED BELT | 35-37 | | | | | | 1.354 | 1.262 | .912 | | | |
| TOTAL US | 11-37 | | 1.478 | 1.661 | 1.627 | 1.547 | 1.585 | 1.509 | 1.511 | 1.194 | 1.249 | |

TOBACCO: PRICES RECEIVED BY TYPES, BY STATES,
JULY 1988 - JUNE 1989

| CLASS AND TYPE | TYPE NO. | 1988 | | | | | 1989 | | | | | |
|------------------------------|----------|-------|-------|-------|-------|-------|-------|-------|-------|-------|-----|-------|
| | | JUL | AUG | SEP | OCT | NOV | DEC | JAN | FEB | MAR | APR | MAY |
| DOLLARS PER POUND | | | | | | | | | | | | |
| FLUE-CURED: | | | | | | | | | | | | |
| OLD AND MIDDLE BELTS | | | | | | | | | | | | |
| N C | 11 | | 1.407 | 1.613 | 1.689 | 1.538 | | | | | | |
| VA | 11 | | 1.381 | 1.615 | 1.709 | 1.577 | | | | | | |
| U S | 11 | | 1.400 | 1.614 | 1.695 | 1.550 | | | | | | |
| EASTERN NC BELT | | | | | | | | | | | | |
| N C | 12 | | 1.497 | 1.715 | 1.683 | | | | | | | |
| N C BORDER & S C BELT | | | | | | | | | | | | |
| N C | 13 | | 1.497 | 1.718 | 1.673 | | | | | | | |
| S C | 13 | | 1.502 | 1.714 | 1.672 | | | | | | | |
| U S | 13 | | 1.500 | 1.716 | 1.672 | | | | | | | |
| FLA-GA BELT | | | | | | | | | | | | |
| FLA | 14 | 1.361 | 1.589 | 1.762 | 1.725 | | | | | | | |
| GA | 14 | 1.369 | 1.560 | 1.737 | 1.668 | | | | | | | |
| U S | 14 | 1.367 | 1.565 | 1.741 | 1.675 | | | | | | | |
| TOTAL FLUE-CURED | 11-14 | 1.367 | 1.488 | 1.686 | 1.686 | 1.550 | | | | | | |
| FIRE-CURED: | | | | | | | | | | | | |
| VA BELT | | | | | | | 1.512 | 1.274 | | | | |
| EASTERN DISTRICT | | | | | | | | | 3.078 | 1.940 | | |
| KY | 22 | | | | | | | | 2.784 | 2.084 | | |
| TENN | 22 | | | | | | | | 2.893 | 2.039 | | |
| U S | 22 | | | | | | | | | | | |
| WESTERN DISTRICT | | | | | | | | | 2.250 | 2.036 | | |
| KY | 23 | | | | | | | | 2.254 | 2.038 | | |
| TENN | 23 | | | | | | | | 2.251 | 2.036 | | |
| U S | 23 | | | | | | | | | | | |
| TOTAL KY-TENN FIRE-CURED | 22-23 | | | | | | | | 2.579 | 2.038 | | |
| TOTAL FIRE-CURED | 21-23 | | | | | | 1.512 | 2.526 | 2.038 | | | |
| LIGHT AIR-CURED: | | | | | | | | | | | | |
| BURLEY | | | | | | | | | | | | |
| IND | 31 | | | | | 1.621 | 1.624 | 1.576 | 1.409 | | | |
| KY | 31 | | | | | 1.625 | 1.625 | 1.603 | 1.548 | | | |
| MO | 31 | | | | | 1.561 | 1.554 | 1.534 | | | | |
| N C | 31 | | | | | 1.618 | 1.607 | 1.526 | | | | |
| OHIO | 31 | | | | | 1.628 | 1.622 | 1.574 | | | | |
| TENN | 31 | | | | | 1.615 | 1.615 | 1.569 | | | | |
| VA | 31 | | | | | 1.620 | 1.602 | 1.512 | | | | |
| W VA | 31 | | | | | 1.579 | 1.547 | 1.483 | | | | |
| U S | 31 | | | | | 1.622 | 1.620 | 1.592 | 1.546 | | | |
| SOUTHERN MD BELT | | | | | | | | | | | | |
| MD | 32 | | | | | | | | | | | 1.605 |
| TOTAL LIGHT AIR-CURED | 31-32 | | | | | 1.622 | 1.620 | 1.592 | 1.546 | | | 1.605 |
| DARK AIR-CURED: | | | | | | | | | | | | |
| ONE-SUCKER | | | | | | | | | | | | |
| KY | 35 | | | | | | | 1.932 | 1.494 | 1.469 | | |
| TENN | 35 | | | | | | | 1.935 | 1.512 | | | |
| U S | 35 | | | | | | | 1.932 | 1.498 | 1.467 | | |
| GREEN RIVER BELT | | | | | | | | | | | | |
| KY | 36 | | | | | | | 1.474 | 1.357 | 1.313 | | |
| TOTAL KY-TENN DARK AIR CURED | 35-36 | | | | | | | 1.754 | 1.446 | 1.432 | | |
| VIRGINIA SUN-CURED BELT | | | | | | | | | | | | |
| VA | 37 | | | | | | | 1.284 | .991 | | | |
| TOTAL DARK AIR-CURED BELT | 35-37 | | | | | | | 1.791 | 1.451 | 1.432 | | |
| TOTAL US | 11-37 | 1.367 | 1.488 | 1.686 | 1.686 | 1.618 | 1.623 | 1.640 | 1.870 | | | 1.605 |

TOBACCO: PRICES RECEIVED, MONTHLY, BY STATES,
JULY 1988-JUNE 1989

| STATE | YEAR OF PRODUCTION | | | | | | | | | | | | FOLLOWING YEAR | |
|-------------------|--------------------|-------|-------|-------|-------|-------|-------|-------|-----|-----|-----|-----|----------------|--|
| | JUL | AUG | SEP | OCT | NOV | DEC | JAN | FEB | MAR | APR | MAY | JUN | | |
| DOLLARS PER POUND | | | | | | | | | | | | | | |
| FLA | 1.361 | 1.589 | 1.762 | 1.725 | | | | | | | | | | |
| GA | 1.369 | 1.560 | 1.737 | 1.668 | | | | | | | | | | |
| IND | | | | | 1.621 | 1.624 | 1.576 | 1.409 | | | | | | |
| KY | | | | | 1.625 | 1.631 | 1.637 | 1.742 | | | | | | |
| MD | | | | | | | | | | | | | 1.605 | |
| MO | | | | | 1.561 | 1.554 | 1.534 | | | | | | | |
| N C | | 1.474 | 1.679 | 1.685 | 1.578 | 1.607 | 1.526 | | | | | | | |
| OHIO | | | | | 1.628 | 1.622 | 1.574 | | | | | | | |
| S C | | 1.502 | 1.714 | 1.672 | | | | | | | | | | |
| TENN | | | | | 1.615 | 1.620 | 1.784 | 2.082 | | | | | | |
| VA | | 1.381 | 1.615 | 1.709 | 1.609 | 1.566 | 1.486 | | | | | | | |
| W VA | | | | | 1.579 | 1.547 | 1.483 | | | | | | | |
| U S | 1.367 | 1.488 | 1.686 | 1.686 | 1.618 | 1.623 | 1.640 | 1.870 | | | | | 1.605 | |

FEED PRICE RATIOS, MONTHLY, UNITED STATES,
JANUARY 1986 - MAY 1989

| YEAR | JAN | FEB | MAR | APR | MAY | JUN | JUL | AUG | SEP | OCT | NOV | DEC | AVERAGE |
|----------------------|------|------|------|------|------|------|------|------|------|------|------|------|---------|
| MILK-FEED RATIO 2/ | | | | | | | | | | | | | |
| 1986 | 1.48 | 1.50 | 1.48 | 1.48 | 1.46 | 1.45 | 1.51 | 1.55 | 1.61 | 1.75 | 1.77 | 1.77 | 1.57 |
| 1987 | 1.73 | 1.69 | 1.63 | 1.61 | 1.57 | 1.57 | 1.56 | 1.58 | 1.64 | 1.65 | 1.65 | 1.63 | 1.63 |
| 1988 3/ | 1.51 | 1.47 | 1.43 | 1.40 | 1.37 | 1.36 | 1.15 | 1.19 | 1.25 | 1.32 | 1.36 | 1.37 | 1.35 |
| 1989 4/ | 1.37 | 1.34 | 1.30 | 1.28 | 1.27 | | | | | | | | |
| TURKEY-FEED RATIO 5/ | | | | | | | | | | | | | |
| 1986 | 3.4 | 3.4 | 3.5 | 3.5 | 3.8 | 4.3 | 4.5 | 4.6 | 4.7 | 4.9 | 4.8 | 4.0 | 4.1 |
| 1987 | 3.3 | 3.4 | 3.4 | 3.5 | 3.4 | 3.3 | 3.1 | 3.0 | 2.9 | 2.8 | 3.1 | 3.6 | 3.2 |
| 1988 3/ | 2.9 | 2.6 | 2.5 | 2.7 | 2.8 | 3.0 | 3.0 | 3.1 | 3.4 | 3.6 | 3.6 | 2.9 | 3.0 |
| 1989 4/ | 2.7 | 2.9 | 3.1 | 3.3 | 3.4 | | | | | | | | |

1/ SIMPLE AVERAGE OF MONTHLY RATIOS. 2/ POUNDS OF 16% MIXED DAIRY FEED EQUAL IN VALUE TO ONE POUND OF WHOLE MILK. 3/ REVISED. 4/ PRELIMINARY. 5/ NUMBER OF POUNDS OF TURKEY GROWER FEED EQUAL IN VALUE TO ONE POUND OF TURKEY, LIVE WEIGHT.

FEED PRICE RATIOS, MONTHLY, UNITED STATES,
DECEMBER 1986 - MAY 1989

| YEAR | DEC | JAN | FEB | MAR | APR | MAY | JUN | JUL | AUG | SEP | OCT | NOV | AVERAGE |
|-------------------------|------|------|------|------|------|------|------|------|------|------|------|------|---------|
| HOG-CORN RATIO: U.S. 3/ | | | | | | | | | | | | | |
| 1986 | 19.8 | 19.0 | 18.4 | 17.6 | 17.3 | 19.2 | 22.7 | 29.5 | 35.9 | 40.2 | 37.9 | 35.9 | 26.1 |
| 1987 | 33.7 | 31.9 | 33.9 | 32.2 | 33.4 | 32.8 | 35.0 | 37.3 | 39.9 | 36.4 | 31.5 | 25.2 | 33.6 |
| 1988 4/ | 23.4 | 24.3 | 25.0 | 22.7 | 22.3 | 23.9 | 19.5 | 16.2 | 16.9 | 15.7 | 15.0 | 14.4 | 19.9 |
| 1989 5/ | 15.7 | 15.7 | 15.7 | 15.2 | 14.4 | 16.6 | | | | | | | |
| EGG-FEED RATIO 6/ | | | | | | | | | | | | | |
| 1986 | 7.4 | 7.2 | 6.9 | 7.6 | 6.4 | 6.4 | 5.7 | 6.9 | 7.3 | 7.3 | 7.0 | 8.0 | 7.0 |
| 1987 | 7.8 | 7.3 | 7.1 | 6.6 | 6.6 | 5.9 | 6.0 | 5.7 | 5.6 | 6.5 | 6.0 | 6.4 | 6.5 |
| 1988 4/ | 5.7 | 5.6 | 5.3 | 5.6 | 5.2 | 5.0 | 5.3 | 4.9 | 4.9 | 5.4 | 5.3 | 5.4 | 5.3 |
| 1989 5/ | 5.4 | 5.9 | 5.8 | 7.5 | 6.2 | 5.9 | | | | | | | |
| BROILER-FEED RATIO 7/ | | | | | | | | | | | | | |
| 1986 | 3.2 | 3.2 | 3.1 | 3.1 | 3.1 | 3.4 | 3.8 | 4.5 | 4.6 | 3.8 | 4.4 | 3.9 | 3.7 |
| 1987 | 3.4 | 3.6 | 3.5 | 3.3 | 3.2 | 3.3 | 3.0 | 2.9 | 3.3 | 2.9 | 2.6 | 2.7 | 3.1 |
| 1988 4/ | 2.5 | 2.8 | 2.7 | 2.8 | 3.1 | 3.7 | 4.1 | 3.4 | 3.4 | 3.2 | 2.8 | 2.7 | 3.1 |
| 1989 5/ | 2.8 | 2.9 | 2.9 | 3.2 | 3.2 | 3.8 | | | | | | | |

1/ DECEMBER PREVIOUS YEAR. 2/ SIMPLE AVERAGE OF MONTHLY RATIOS FOR MARKETING YEAR, DECEMBER THROUGH NOVEMBER. 3/ NUMBER OF BUSHELS OF CORN EQUAL IN VALUE TO 100 POUNDS OF HOG LIVE WEIGHT. 4/ REVISED. 5/ PRELIMINARY. 6/ NUMBER OF POUNDS OF LAYING FEED EQUAL IN VALUE TO ONE DOZEN EGGS. 7/ NUMBER OF POUNDS OF BROILER GROWER FEED EQUAL IN VALUE TO ONE POUND OF BROILER LIVE WEIGHT.

INDEX
PRICES RECEIVED
PAGE

U.S. PRICES AND INDEXES

| | | | |
|---------------------------|-----|-------------------------|----|
| Narrative..... | 2-3 | Cows, Beef..... | 16 |
| Parity Prices..... | 8-9 | Cows, Milk..... | 19 |
| Price Indexes..... | 4 | Eggs..... | 18 |
| Prices Received | | Flaxseed..... | 12 |
| Selected Commodities..... | 10 | Fruit, Citrus..... | 15 |
| Upland Cotton and Rice: | | Hay..... | 13 |
| Prices and Marketings.. | 11 | All Hogs..... | 17 |
| U.S. Summary..... | 6-7 | Lambs..... | 18 |
| | | Milk..... | 19 |
| | | Oats..... | 11 |
| | | Peanuts..... | 12 |
| | | Potatoes..... | 14 |
| | | Sheep..... | 18 |
| | | Sorghum, Grain..... | 11 |
| | | Soybeans..... | 11 |
| | | Sows..... | 17 |
| | | Steers and Heifers..... | 16 |
| | | Tobacco..... | 12 |
| | | Turkeys..... | 18 |
| | | Wheat..... | 10 |
| | | Wool..... | 18 |
| | | | |
| MONTHLY STATE PRICES | | | |
| Apples..... | 13 | | |
| Barley..... | 11 | | |
| Barrows and Gilts..... | 17 | | |
| Beans, Dry Edible..... | 12 | | |
| Beef Cattle..... | 16 | | |
| Broilers..... | 18 | | |
| Calves..... | 16 | | |
| Corn..... | 11 | | |
| Cotton..... | 13 | | |
| Cottonseed..... | 13 | | |

SPECIAL FEATURES

PRICES RECEIVED

| | |
|---|-------|
| Cotton and Cottonseed: Marketing Year Average Prices, by States, and U.S., 1987-88 | 20 |
| Tobacco: Marketing Year Average Prices, by States and U.S., 1987-88 | 21-22 |
| Tobacco: Revised Monthly Prices, by States and U.S., 1987-88 | 23-24 |

PRICES PAID

| | |
|---|----|
| Feed: Prices Paid, Marketing Year Averages and Price Ratios | 25 |
|---|----|

CORRECTIONS TO PREVIOUS MONTH'S REPORTS

| | | |
|--|---------------|-------------|
| Fluid Milk Price - Wisconsin - December 1988 | FROM 11.67 | TO 13.67 |
| All Wheat Price - Illinois - March 1989 | 4.15 | 4.23 |
