

MILK PRODUCTION



Crop
Reporting
Board

Released:

April 13, 1982
3:00 P.M. ET

**Statistical Reporting
Service**

**U.S. Department
of Agriculture**

**Washington, D.C.
20250**

MARCH MILK PRODUCTION TOTALED 11.6 BILLION POUNDS

Milk production during March totaled 11.6 billion pounds, (5.28 million metric tons), 1 percent more than in March 1981 and up 6 percent from March 1980.

Accumulated milk production during the first quarter of 1982 totaled 33.0 billion pounds (15.0 million metric tons), compared with 32.4 billion pounds (14.7 million metric tons) a year ago.

Production per cow averaged 1059 pounds during March, 1 pound above last year and 43 pounds more than March 1980.

Total milk cows averaged 11.0 million head for March, up 1 percent from last year and 2 percent above March 1980.

GRAIN AND OTHER CONCENTRATES FED

Grain and other concentrates fed to milk cows on April 1, 1982 averaged 16.3 pounds, up 0.2 pound from April 1 in each of the two preceding years.

VALUE OF GRAINS AND OTHER CONCENTRATES

The value of grains and other concentrates fed to milk cows on April 1, 1982 averaged \$7.50 per cwt, \$.80 below a year earlier but \$.47 above two years ago.

NOTE: The frequency of this report has been reduced from monthly to quarterly. This report is the final monthly report. The first quarterly report will be released July 16, 1982 covering milk production for the April-June quarter of 1982. Data on individual feeds as a percentage of the concentrate ration fed to milk cows previously published in the November Milk Production Report will be eliminated.

*** * * SEE IMPORTANT NOTICE ON BACK * * ***

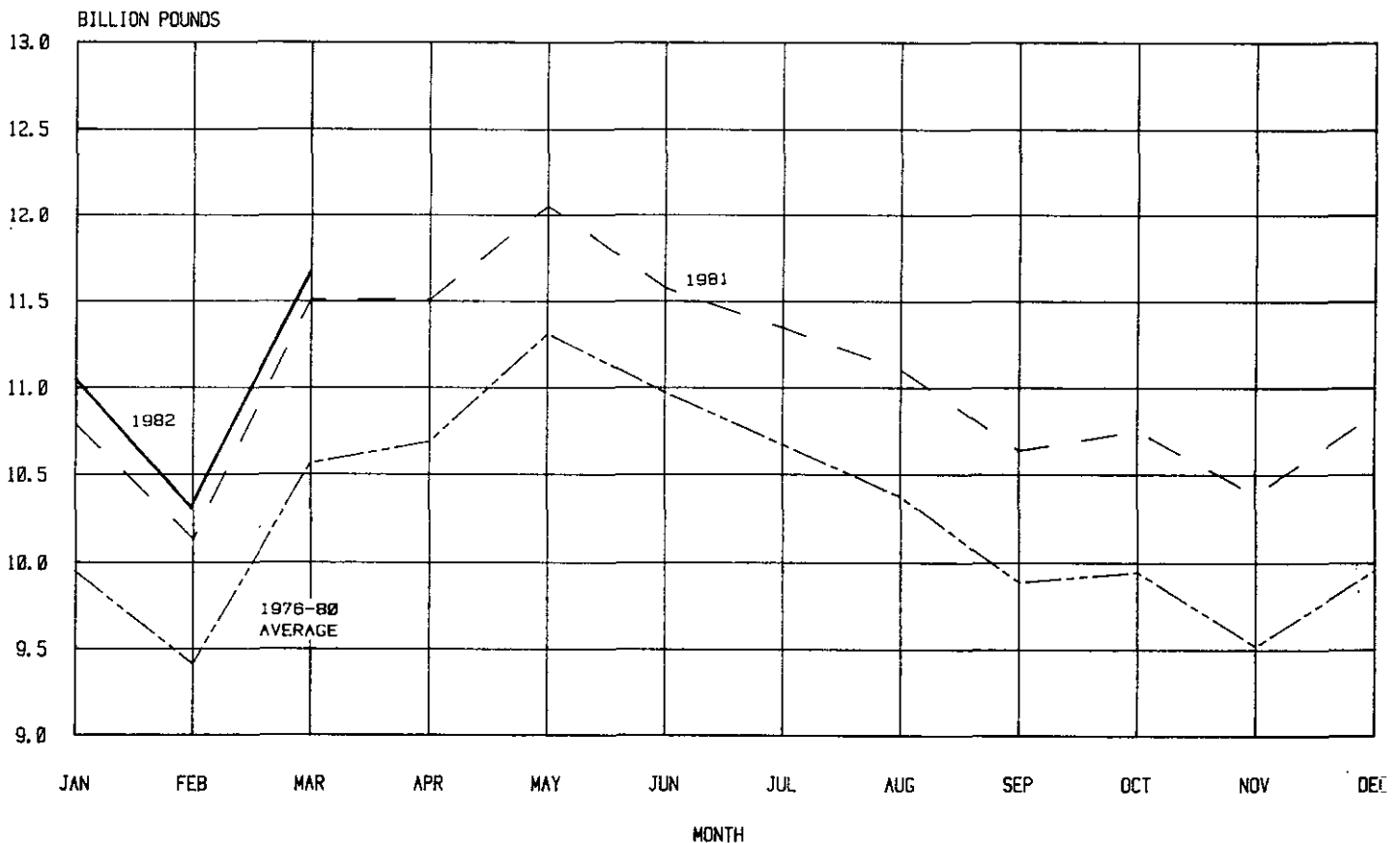
MILK COWS AND MILK PRODUCTION BY MONTHS, UNITED STATES

MONTH	MILK COWS 1/			MILK PER COW 2/			MILK PRODUCTION 2/			1982 AS PERCENT OF 1981
	1980	1981	1982	1980	1981	1982	1980	1981	1982	
	THOUSANDS			POUNDS			MILLION POUNDS			PERCENT
JAN	10,769	10,870	11,015	958	992	1,003	10,320	10,786	11,047	102
FEB 3/	10,773	10,880	11,003	926	931	937	9,972	10,129	10,311	102
MAR	10,774	10,880	10,997	1,016	1,058	1,059	10,945	11,511	11,642	101
JAN-MAR TOTAL:							31,237	32,426	33,000	102
APR	10,775	10,885		1,023	1,057		11,024	11,509		
MAY	10,789	10,894		1,084	1,107		11,697	12,055		
JUN	10,794	10,897		1,050	1,062		11,335	11,576		
JUL	10,803	10,901		1,025	1,041		11,075	11,344		
AUG	10,829	10,927		997	1,016		10,794	11,104		
SEP	10,838	10,948		955	972		10,353	10,638		
OCT	10,852	10,963		964	981		10,461	10,751		
NOV	10,858	10,982		926	946		10,055	10,384		
DEC	10,862	10,998		966	986		10,494	10,847		
ANNUAL 3/	10,810	10,919		11,889	12,147		128,525	132,634		

1/ INCLUDES DRY COWS. EXCLUDES HEIFERS NOT YET FRESH. 2/ EXCLUDES MILK SUCKED BY CALVES. 3/ THE EXTRA DAY IN FEBRUARY 1980 ADDED 3.6 PERCENT TO MONTHLY OUTPUT.

MILK PRODUCTION IN THE UNITED STATES

AVERAGE 1976-80, 1981 AND 1982



MARCH 1982 MILK COWS AND MILK PRODUCTION

STATE	MILK COWS <u>1/</u>			MILK PER COW <u>2/</u>			MILK PRODUCTION <u>2/</u>			1982 AS % OF 1981
	1980	1981	1982	1980	1981	1982	1980	1981	1982	
	THOUSANDS			POUNDS			MILLION POUNDS			PERCENT
ALA	70	64	62	770	810	800	54	52	50	96
ARK	81	81	84	775	850	850	63	69	71	103
CALIF	887	916	944	1,235	1,295	1,310	1,095	1,186	1,237	104
COLO	70	71	74	1,005	1,075	1,120	70	76	83	109
FLA	185	187	189	1,040	1,065	1,090	192	199	206	104
GA	130	130	130	935	1,010	1,020	122	131	133	102
IDAHO	153	165	172	1,020	1,050	1,095	156	173	188	109
ILL	232	233	233	950	975	985	220	227	230	101
IND	199	207	205	925	930	935	184	193	192	99
IOWA	373	376	385	920	935	935	343	352	360	102
KANS	122	124	126	885	975	920	108	121	116	96
KY	240	240	239	765	820	850	184	197	203	103
LA	115	111	101	840	935	950	97	104	96	92
MD	123	123	122	1,050	1,100	1,125	129	135	137	101
MICH	397	391	394	1,060	1,095	1,125	421	428	443	104
MINN	850	880	910	1,010	1,085	1,055	859	955	960	101
MISS	99	97	95	750	780	820	74	76	78	103
MO	260	250	245	900	1,000	1,000	234	250	245	98
NEBR	119	123	123	880	930	900	105	114	111	97
N Y	909	910	917	1,050	1,080	1,065	954	983	977	99
N C	133	134	131	1,070	1,090	1,110	142	146	145	99
N DAK	93	93	92	850	890	900	79	83	83	100
OHIO	376	379	386	975	985	995	367	373	384	103
OKLA	110	110	111	870	940	930	96	103	103	100
OREG	95	96	98	1,010	1,050	1,070	96	101	105	104
PA	710	717	729	995	1,055	1,075	706	756	784	104
TENN	213	213	215	880	910	910	187	194	196	101
TEX	315	322	325	1,010	1,065	1,055	318	343	343	100
UTAH	76	81	86	1,120	1,145	1,145	85	93	98	105
VT	186	188	186	1,045	1,060	1,080	194	199	201	101
VA	169	172	171	970	990	990	164	170	169	99
WASH	203	203	208	1,215	1,235	1,260	247	251	262	104
WIS	1,813	1,823	1,829	1,060	1,085	1,055	1,922	1,978	1,930	98
OTH 17 STS <u>3/</u>	668	670	680	1,015	1,045	1,063	678	700	723	103
U S	10,774	10,880	10,997	1,016	1,058	1,059	10,945	11,511	11,642	101

1/ INCLUDES DRY COWS, EXCLUDES HEIFERS NOT YET FRESH.

2/ EXCLUDES MILK SUCKED BY CALVES.

3/ INCLUDES STATES FOR WHICH INDIVIDUAL MONTHLY ESTIMATES ARE NOT AVAILABLE.

MARCH MILK COWS AND JANUARY-MARCH MILK PRODUCTION

STATE	MAR MILK COWS ^{1/}			JAN THROUGH MAR MILK PRODUCTION ^{2/}			
	1980	1981	1982	1980	1981	1982	1982 AS % OF 1981
	THOUSANDS			MILLION POUNDS			PERCENT
ALA	70	64	62	157	148	146	99
ALAS	1.1	1.1	1.1	3.03	3.26	3.43	105
ARIZ	74	76	80	257	280	306	109
ARK	81	81	84	181	192	202	105
CALIF	887	916	944	3,146	3,360	3,513	105
COLO	70	71	74	202	215	233	108
CONN	49	48	47	158	155	160	103
DEL	10.6	10.0	9.8	32.3	30.2	31.9	106
FLA	185	187	189	553	557	589	106
GA	130	130	130	359	371	372	100
HAW	13.0	12.9	12.6	38.6	37.4	31.5	84
IDAHO	153	165	172	446	483	535	111
ILL	232	233	233	622	637	650	102
IND	199	207	205	535	553	553	100
IOWA	373	376	385	984	1,019	1,069	105
KANS	122	124	126	312	339	334	99
KY	240	240	239	512	540	549	102
LA	115	111	101	274	282	264	94
MAINE	57	56	58	157	162	171	106
MD	123	123	122	376	386	393	102
MASS	46	45	45	143	143	149	104
MICH	397	391	394	1,220	1,226	1,279	104
MINN	850	880	910	2,398	2,609	2,676	103
MISS	99	97	95	205	208	214	103
MO	260	250	245	666	697	680	98
MONT	28	29	29	72	78	83	106
NEBR	119	123	123	300	321	318	99
NEV	15.0	15.3	16.0	50.0	54.0	53.0	98
N H	31	29	30	88	86	92	107
N J	41	42	41	123	124	122	98
N MEX	41	49	56	140	152	179	118
N Y	909	910	917	2,719	2,751	2,751	100
N C	133	134	131	412	422	419	99
N DAK	93	93	92	221	232	237	102
OHIO	376	379	386	1,049	1,053	1,078	102
OKLA	110	110	111	267	288	288	100
OREG	95	96	98	269	282	290	103
PA	710	717	729	2,077	2,181	2,266	104
R I	4.2	3.9	3.9	12.3	11.7	11.7	100
S C	49	48	48	140	142	149	105
S DAK	159	157	155	399	415	406	98
TENN	213	213	215	529	538	544	101
TEX	315	322	325	901	958	959	100
UTAH	76	81	86	243	256	275	107
VT	186	188	186	553	560	558	100
VA	169	172	171	479	490	487	99
WASH	203	203	208	708	714	747	105
W VA	37	36	36	87	87	88	101
WIS	1,813	1,823	1,829	5,430	5,565	5,462	98
WYO	12.0	12.0	12.0	31.8	32.4	33.6	104
U S	10,774	10,880	10,997	31,237	32,426	33,000	102

^{1/} INCLUDES DRY COWS, EXCLUDES HEIFERS NOT YET FRESH.
^{2/} EXCLUDES MILK SUCKED BY CALVES.

GRAIN AND OTHER CONCENTRATES FED DAILY PER MILK COW,
IN HERDS KEPT BY REPORTERS, APRIL 1, BY STATES

STATE	1980	1981	1982
	POUNDS		
ALA	18.0	18.0	17.0
ALAS	15.5	14.5	13.5
ARIZ	20.0	19.0	18.8
ARK	18.0	17.2	17.7
CALIF	19.9	17.9	18.8
COLO	15.0	16.0	16.0
CONN	15.8	15.2	15.2
DEL	15.1	14.0	15.3
FLA	17.5	<u>1/32.9</u>	<u>1/30.0</u>
GA	19.8	20.0	17.3
IDAHO	13.0	13.4	14.8
ILL	16.7	15.0	16.0
IND	15.0	15.5	15.6
IOWA	15.7	15.0	15.2
KANS	17.7	16.7	16.1
KY	14.5	14.5	15.0
LA	16.0	16.5	17.1
MAINE	15.0	14.3	14.3
MD	16.0	15.0	15.6
MASS	14.4	14.4	14.9
MICH	15.7	16.1	15.3
MINN	14.7	13.7	15.1
MISS	16.2	16.3	17.1
MO	16.5	17.5	17.5
MONT	12.5	12.5	14.0
NEBR	15.3	13.9	15.0
NEV	15.0	15.0	15.0
N H	13.7	14.2	15.2
N J	14.2	13.4	13.7
N MEX	19.5	17.5	17.5
N Y	14.0	14.0	13.8
N C	17.0	17.5	16.7
N DAK	14.0	13.0	13.3
OHIO	17.0	15.5	17.0
OKLA	16.8	16.0	17.0
OREG	14.5	14.5	14.0
PA	15.2	15.4	15.4
R I	14.4	14.4	15.2
S C	16.0	16.5	16.5
S DAK	13.6	14.3	14.8
TENN	16.0	16.0	15.5
TEX	19.3	19.5	20.0
UTAH	15.5	15.5	15.5
VT	12.9	12.9	13.4
VA	15.0	13.3	14.3
WASH	16.5	15.8	16.8
W VA	14.0	13.5	13.0
WIS	15.1	15.2	15.2
WYO	12.8	11.2	11.7
U S	16.1	16.1	16.3

1/ INCLUDES SOME ROUGHAGE MIXED IN AND FED WITH GRAIN AND CONCENTRATES AND IS NOT COMPARABLE WITH 1981 AND 1982.

VALUE PER 100 POUNDS OF CONCENTRATE RATION FED TO MILK COWS,
IN HERDS KEPT BY REPORTERS, APRIL 1, BY STATES

STATE	1980	1981	1982
	DOLLARS		
ALA	8.40	9.50	8.75
ALAS	11.60	11.60	13.00
ARIZ	7.50	8.90	7.50
ARK	7.70	8.90	7.85
CALIF	7.10	8.70	7.20
COLO	6.60	8.00	7.10
CONN	8.25	10.30	9.00
DEL	7.50	9.05	8.10
FLA	6.85	<u>1/8.25</u>	<u>1/7.70</u>
GA	8.20	9.50	8.40
IDAHO	6.10	7.50	6.85
ILL	6.60	7.90	7.00
IND	6.70	8.25	7.50
IOWA	6.40	7.35	6.30
KANS	6.20	7.60	6.30
KY	7.70	8.60	7.55
LA	8.00	9.35	8.50
MAINE	8.50	10.40	9.60
MD	7.60	9.65	8.30
MASS	8.10	10.30	9.10
MICH	6.20	7.60	6.60
MINN	5.90	6.75	6.70
MISS	7.80	9.30	8.40
MO	7.05	8.65	7.60
MONT	5.90	7.60	6.70
NEBR	5.90	7.35	6.25
NEV	6.95	8.60	7.00
N H	8.30	10.40	9.40
N J	8.20	9.70	8.90
N MEX	7.20	8.60	7.40
N Y	8.00	9.55	8.90
N C	8.00	10.10	8.75
N DAK	5.00	7.30	6.30
OHIO	7.40	8.30	7.70
OKLA	6.90	9.00	7.60
OREG	7.80	9.60	8.90
PA	7.65	9.10	8.30
R I	8.25	10.40	9.10
S C	8.25	9.80	8.65
S DAK	5.90	6.90	6.70
TENN	8.20	9.90	8.80
TEX	7.40	9.60	7.80
UTAH	6.50	8.00	7.25
VT	8.80	10.60	9.50
VA	8.40	9.30	9.10
WASH	7.70	8.90	8.20
W VA	8.00	9.40	9.00
WIS	6.20	6.70	6.55
WYO	6.00	7.20	6.60
U S	7.03	8.30	7.50

1/ INCLUDES THE VALUE OF SOME ROUGHAGE MIXED IN AND FED WITH GRAIN AND CONCENTRATES AND IS NOT COMPARABLE WITH 1981 AND 1982.

* * * IMPORTANT NOTICE * * *



Effective June 1, 1982, the Statistical Reporting Service will discontinue free distribution of this report and other reports issued through the Crop Reporting Board. Individual copies and annual subscriptions of all reports published by the Crop Reporting Board will be for sale through the Superintendent of Documents, Government Printing Office, Washington, D.C. 20402.

If you wish to continue receiving the Quarterly and the Production, Disposition & Income "Milk Production" report after June 1, 1982, please complete the subscription order form below and remit with your payment of \$8.50 (\$10.65 if address is outside of United States) to the Superintendent of Documents.

Any questions or requests for an order form covering all available reports should be directed to the Secretary, Crop Reporting Board, Room, 5809-South Building, USDA, Washington, D.C., (Phone (202) 447-7017).

**MILK PRODUCTION
SUBSCRIPTION ORDER FORM**

Please enter my subscription to MILK PRODUCTION for one year at \$8.50 Domestic; and \$10.65 Foreign.

ORDER FORM To:	Superintendent of Documents, U.S. Government Printing Office, Washington, D.C. 20402
Enclosed is \$ _____ <input type="checkbox"/> check, <input type="checkbox"/> money order, or charge to my Prepaid Superintendent of Documents Deposit Account No.	 
<input style="width: 20px; height: 20px;" type="text"/> <input style="width: 20px; height: 20px;" type="text"/> <input style="width: 20px; height: 20px;" type="text"/> <input style="width: 20px; height: 20px;" type="text"/> <input style="width: 20px; height: 20px;" type="text"/> <input style="width: 20px; height: 20px;" type="text"/> <input style="width: 20px; height: 20px;" type="text"/> <input style="width: 20px; height: 20px;" type="text"/> <input style="width: 20px; height: 20px;" type="text"/> <input style="width: 20px; height: 20px;" type="text"/> <input style="width: 20px; height: 20px;" type="text"/> <input style="width: 20px; height: 20px;" type="text"/> <input style="width: 20px; height: 20px;" type="text"/> <input style="width: 20px; height: 20px;" type="text"/> <input style="width: 20px; height: 20px;" type="text"/> <input style="width: 20px; height: 20px;" type="text"/> <input style="width: 20px; height: 20px;" type="text"/> <input style="width: 20px; height: 20px;" type="text"/> <input style="width: 20px; height: 20px;" type="text"/> <input style="width: 20px; height: 20px;" type="text"/> <input style="width: 20px; height: 20px;" type="text"/>	Credit Card Orders Only Total charges \$ _____ Fill in the boxes below. Credit Card No. <input style="width: 20px; height: 20px;" type="text"/> <input style="width: 20px; height: 20px;" type="text"/> <input style="width: 20px; height: 20px;" type="text"/> <input style="width: 20px; height: 20px;" type="text"/> <input style="width: 20px; height: 20px;" type="text"/> <input style="width: 20px; height: 20px;" type="text"/> <input style="width: 20px; height: 20px;" type="text"/> <input style="width: 20px; height: 20px;" type="text"/> <input style="width: 20px; height: 20px;" type="text"/> <input style="width: 20px; height: 20px;" type="text"/> <input style="width: 20px; height: 20px;" type="text"/> <input style="width: 20px; height: 20px;" type="text"/> <input style="width: 20px; height: 20px;" type="text"/> <input style="width: 20px; height: 20px;" type="text"/> <input style="width: 20px; height: 20px;" type="text"/> <input style="width: 20px; height: 20px;" type="text"/> <input style="width: 20px; height: 20px;" type="text"/> <input style="width: 20px; height: 20px;" type="text"/> <input style="width: 20px; height: 20px;" type="text"/> <input style="width: 20px; height: 20px;" type="text"/> <input style="width: 20px; height: 20px;" type="text"/> <input style="width: 20px; height: 20px;" type="text"/> <input style="width: 20px; height: 20px;" type="text"/> <input style="width: 20px; height: 20px;" type="text"/> <input style="width: 20px; height: 20px;" type="text"/> <input style="width: 20px; height: 20px;" type="text"/> <input style="width: 20px; height: 20px;" type="text"/> <input style="width: 20px; height: 20px;" type="text"/> <input style="width: 20px; height: 20px;" type="text"/> <input style="width: 20px; height: 20px;" type="text"/>
Order No. _____	Expiration Date Month/Year <input style="width: 20px; height: 20px;" type="text"/> <input style="width: 20px; height: 20px;" type="text"/> <input style="width: 20px; height: 20px;" type="text"/> <input style="width: 20px; height: 20px;" type="text"/>

Please send me the subscription(s) I have indicated above.

Company or personal name _____

Additional address/attention line _____

Street address _____

City _____ State _____ ZIP Code _____

(or Country) _____

FOR OFFICE USE ONLY	
QUANTITY	CHARGES
_____	Publications _____
_____	Subscriptions _____
_____	Special shipping charges _____
_____	International handling .. _____
_____	Special charges _____
_____	OPNR..... _____
_____	UPNS _____
_____	Balance Due _____
_____	Discount _____
_____	Refund _____

PLEASE PRINT OR TYPE

Make checks or money orders payable to: Superintendent of Documents.

**UNITED STATES DEPARTMENT OF AGRICULTURE
WASHINGTON, D.C. 20250**

**OFFICIAL BUSINESS
PENALTY FOR PRIVATE USE, \$300**

To stop mailing or to change your
address send this sheet with label
intact, showing new address, to Crop
Reporting Board Publications, SRS, U.S.
Dept. of Agriculture, Rm 5829 South
Building, 14th & Independence Ave. S.W.,
Wash., D.C. 20250.

**POSTAGE AND FEES PAID
U.S. DEPARTMENT OF
AGRICULTURE
AGR 101
FIRST CLASS**

